



Asylum (Azyl)

WHAT

Asylum is an international protection provided by the state. Asylum can be granted to you if you have justified concerns about being persecuted for racial, national or religious reasons, for reasons of political opinion or belonging to a particular social group, and you cannot or you do not want to return to your state because of above concerns, also if you are being persecuted for exercising political rights and freedoms. Asylum may also be granted because of humanitarian reasons, but granting is at the discretion of the Migration Office of the Ministry of Interior (*Migračný úrad*).

HOW

1. a) If you apply for asylum or subsidiary protection after your entry to Slovakia, you have to submit the so-called “asylum statement” to the police department at the border crossing point,
2. b) If you apply for asylum or subsidiary protection after your entry to the Slovakia, you should contact the police department at the nearest asylum facility. Generally, you can ask any police officer you meet,
3. c) If you arrived by plane and you do not meet legal conditions for entry to the Slovak Republic, your responsible police department is located in the transit area of the international airport,
4. d) if you are located in a facility for foreigners according to a special law, the asylum statement is submitted to the police department in this facility, e) if you are in institutional health care, the competent is police department according to the place of the constitutional health facility,
5. f) if you are in custody, then you have to apply at the competent police department,
6. g) if you are placed in a child social protection and social care facility, you can make an asylum statement to the police department according to the location of the facility.

Note: If you also apply for asylum at the incompetent body, the police



officers will point you to the correct one and issue a confirmation about your statement.

They will take your data, a photo and fingerprints and make the first interview with you. The Migration Office of the Ministry of Interior will examine why you fled your country of origin and decide if you can get asylum or not. You have the right to ask for legal counselling and an interpreter. Within the EU countries, the country you first apply for asylum is responsible for either accepting or rejecting the application and you cannot re-apply in another EU Member State.

WHERE

The Migration Office of the Ministry of Interior's website is available here (in Slovak): www.minv.sk/?zariadenia-migracneho-uradu

Organizations that provide counselling for asylum seekers and refugees:

The Human Rights League (*Liga za ľudské práva*) located at: Štúrova 3, Bratislava 811 02, or Hlavná 68, 040 01 Košice, website: www.hrl.sk

Marginal OZ, located at: Mlynské Luhy 3, 821 05 Bratislava and Košice: Hlavná 68, 4. poschodie, website: www.marginal.sk

BRATISLAVA, SLOVAKIA

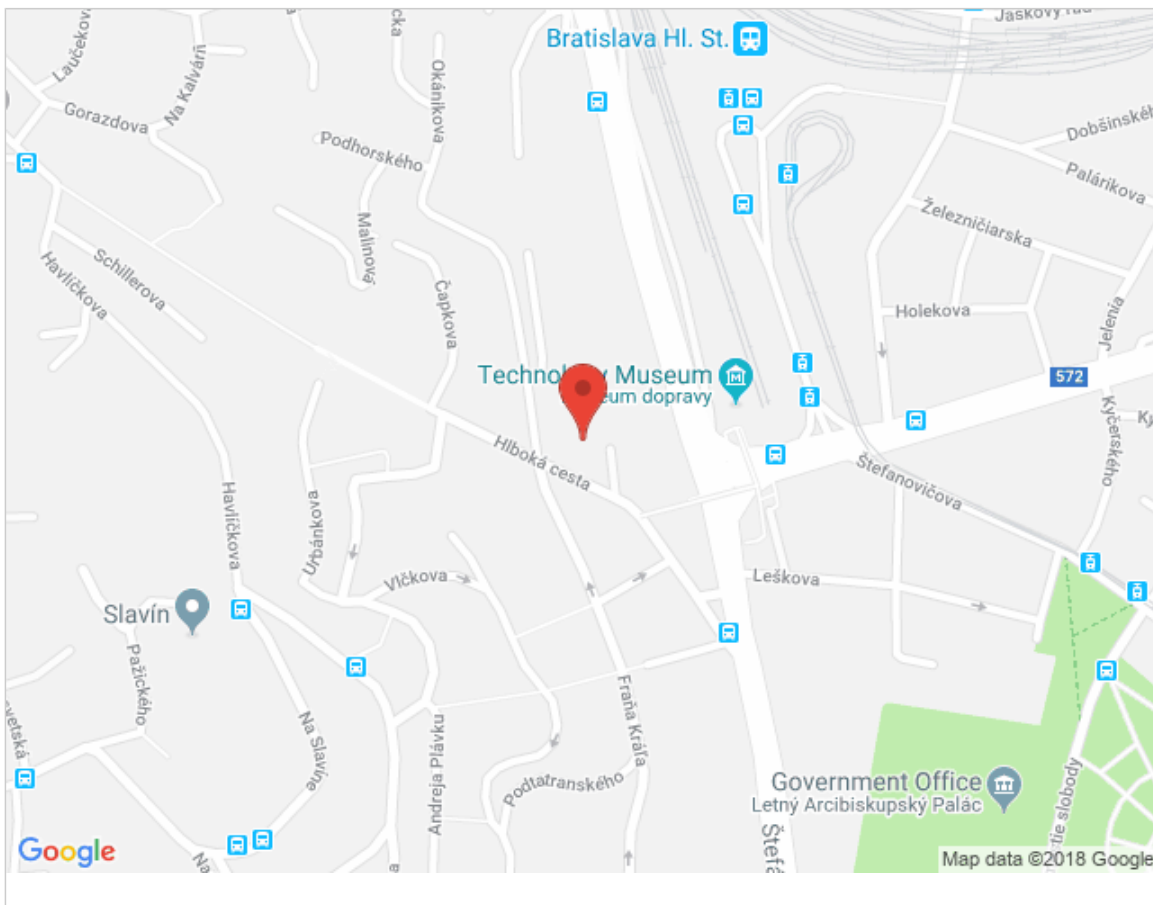
Ministry of Foreign and European
Affairs of the Slovak Republic
(Ministerstvo zahraničných vecí a
európskych záležitostí Slovenskej
republiky)

Hlboká cesta 2
833 36 Bratislava

T +421 (2) 59781111

E info@mzv.sk

www.mzv.sk





Subsidiary protection (Doplnková ochrana)

WHAT

If you do not meet the conditions for asylum protection, subsidiary protection can still be granted to you by the Migration Office of the Ministry of Interior if there are serious grounds for believing that you would be exposed to a real threat of serious misconduct in the event of your return to the country of origin (threat of death penalty or execution, torture, inhuman or degrading treatment or punishment, and serious and individual threat to your life due to general violence in situations of international or internal armed conflict). In some circumstances it can also be provided to your family members – to your spouse if your marriage lasts and lasted at the time when you left the country of origin and your spouse agrees in writing in advance, or to your unmarried children up to 18 years of age, or to your parents if you are single and if you agree with family reunion.

HOW

The procedure is almost the same as for asylum. You have to ask for protection at the nearest police station when you enter Slovakia. The Migration Office of the Slovak Ministry of Interior will be responsible for your case. You also have the right to ask for a legal advice and an interpreter. You can apply for family reunification at the moment of application, if the relationship already existed in your country of origin. Subsidiary protection is granted for one year and prolonged if reasons still exist.

WHERE

The Migration Office's website is available here (in Slovak):

www.minv.sk/?zariadenia-migracneho-uradu

Organizations that provide counselling for asylum seekers and refugees:



The Human Rights League (*Liga za ľudské práva*) located at: Štúrova 3, Bratislava 811 02, or Hlavná 68, 040 01 Košice, website: www.hrl.sk

Marginal OZ, located at: Mlynské Luhy 3, 821 05 Bratislava and Košice: Hlavná 68, 4. poschodie, website: www.marginal.sk

BRATISLAVA, SLOVAKIA

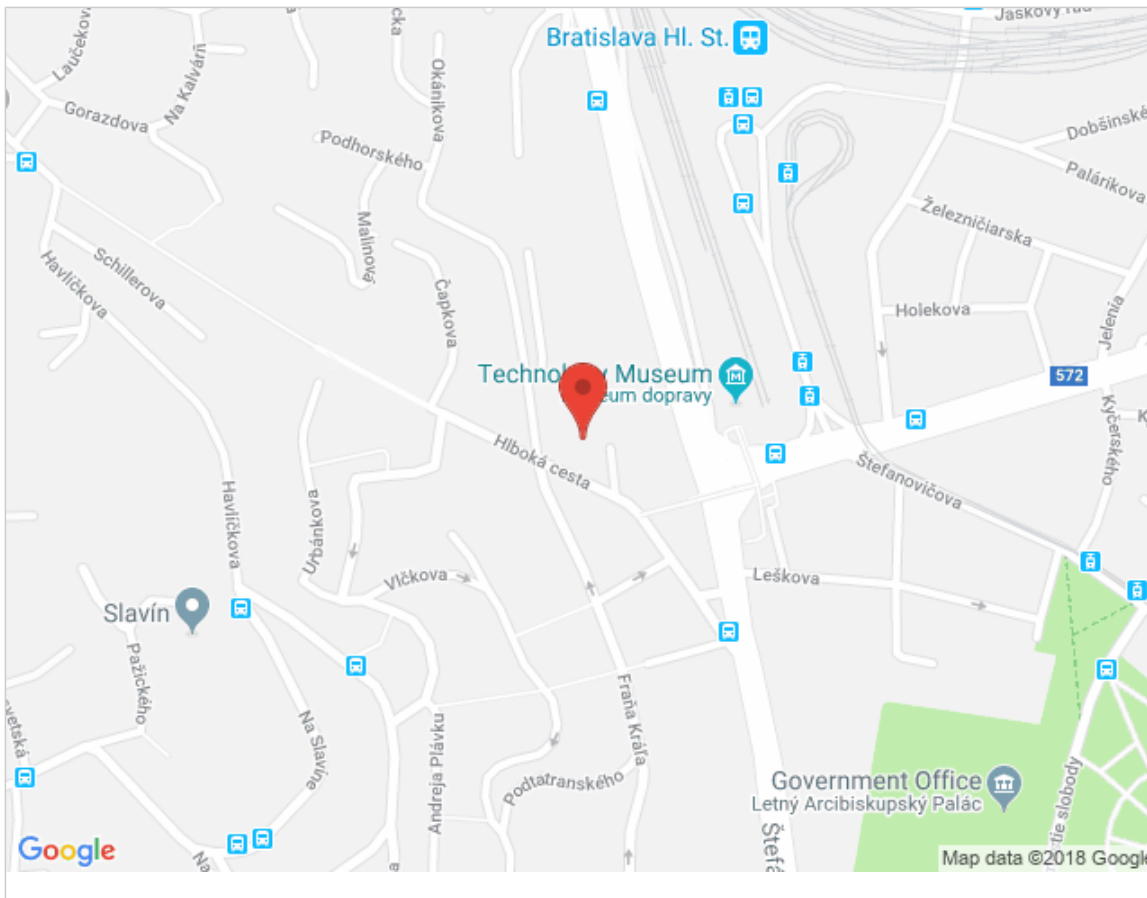
Ministry of Foreign and European
Affairs of the Slovak Republic
(Ministerstvo zahraničných vecí a
európskych záležitostí Slovenskej
republiky)

Hlboká cesta 2
833 36 Bratislava

T +421 (2) 59781111

E info@mzv.sk

www.mzv.sk





BRATISLAVA, SLOVAKIA

Human Rights League Bratislava (Liga
za ľudské práva Bratislava)
Štúrova 3
811 03 Bratislava

T +421 (02) 5443 5437

E hrl@hrl.sk

www.hrl.sk



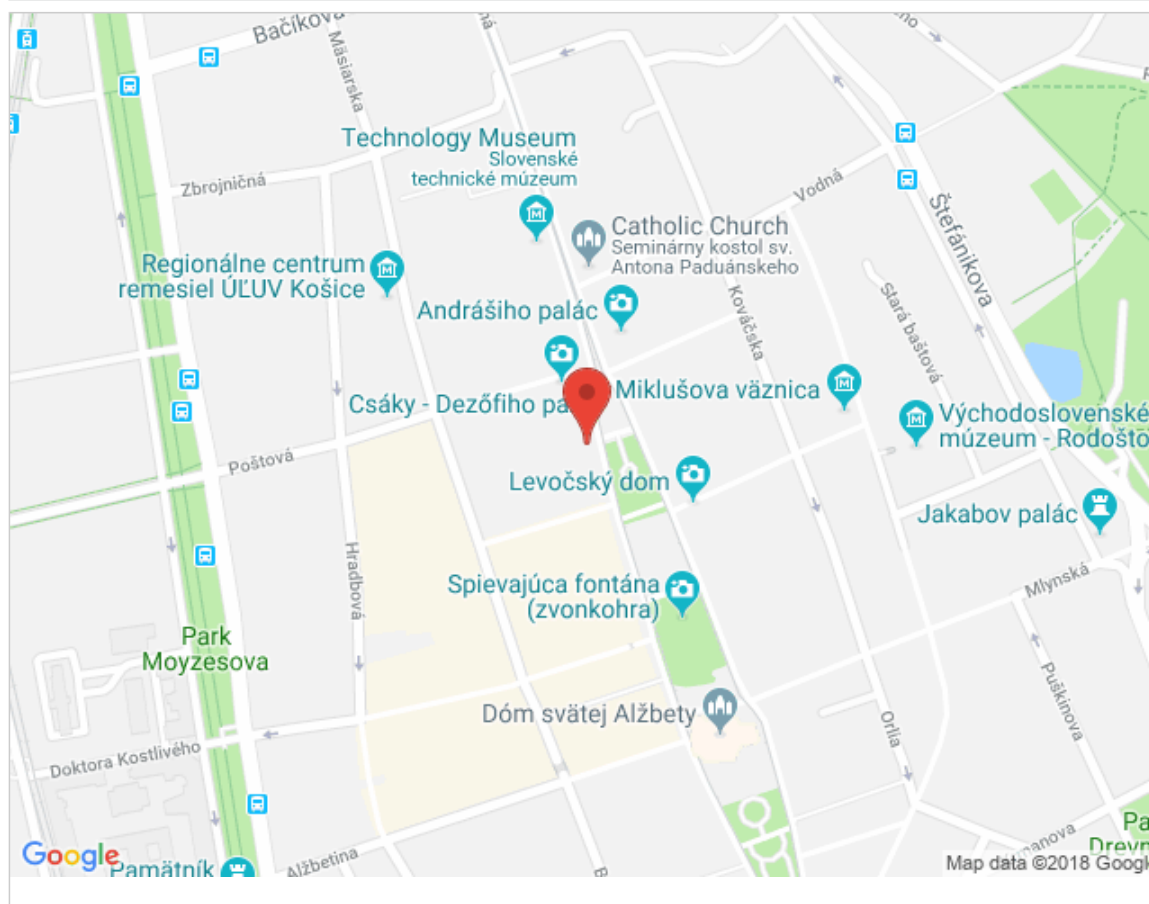
KOŠICE, SLOVAKIA

Human Rights League Košice (Liga za
ľudské práva Košice)
Hlavná 68
04001 Košice

T +421 (0) 918 366 968

E messova@hrl.sk

www.hrl.sk



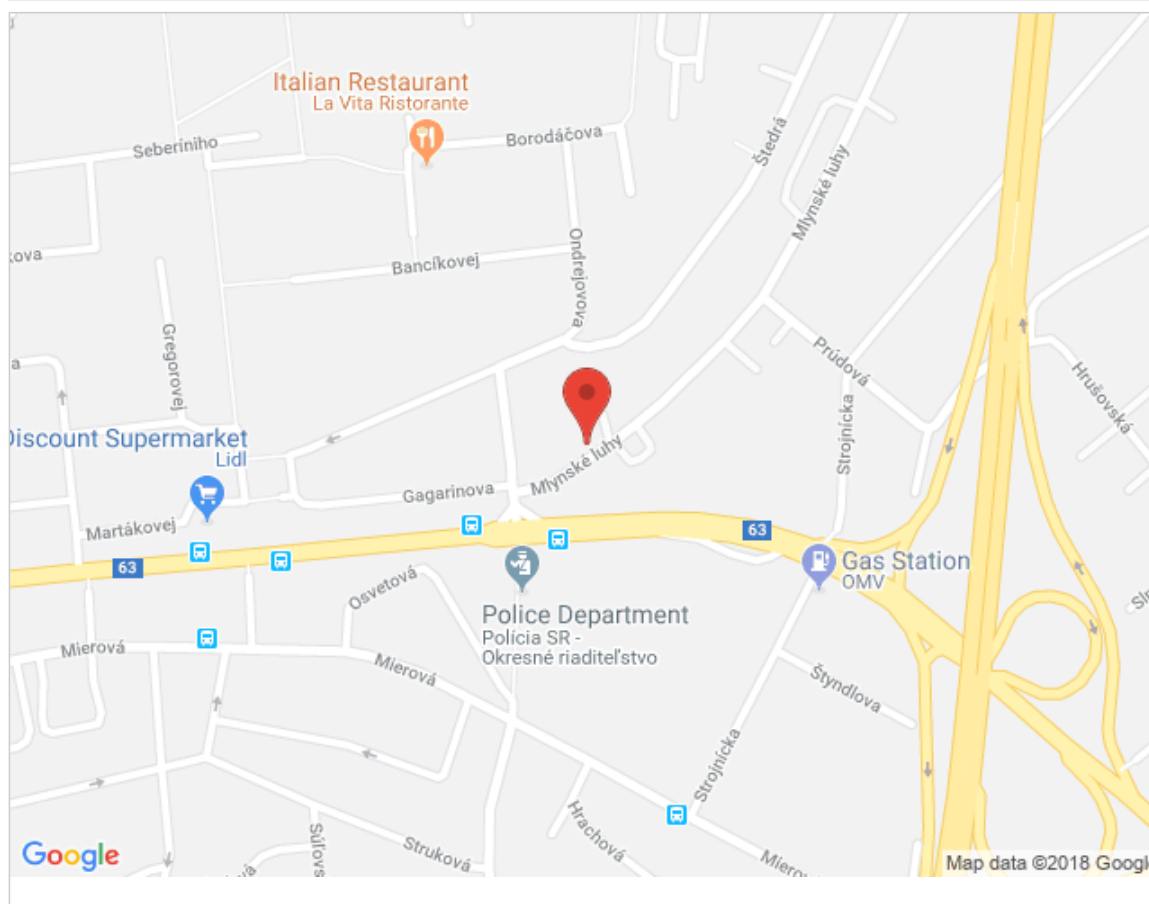
BRATISLAVA, SLOVAKIA

Marginál Bratislava
Mlynské luhy 3
821 05 Bratislava

T +421 0948 900 792

E info@marginal.sk

www.marginal.sk



KOŠICE, SLOVAKIA

Marginál Košice

Hlavná 68

040 01 Košice

T +421 0948 791 900

E info@marginal.sk

www.marginal.sk





Tolerated residence due to an obstacle in administrative expulsion (Tolerovaný pobyt z dôvodu prekážky administratívneho vyhostenia)

WHAT

This type of tolerated stay can be granted to you if you cannot be expelled into the state in which your life could be threatened for the reasons of your race, nationality, religion, membership in a particular social group or for your political conviction, or in which you would be threatened by torture, cruel, inhuman or degrading treatment or punishment. Similarly, a foreigner cannot be expelled into the state in which he/she was imposed the death penalty or it can be assumed that he/she can be imposed such a penalty in the ongoing criminal proceedings. Expulsion into a state in which your life and freedom would be threatened is also forbidden. This shall not apply, if you threaten the safety of the Slovak Republic by your actions or if you were sentenced for a crime, which represents a threat for the country.

HOW

You can apply for this status at the Foreign police department according to the place of your stay. Try to find a lawyer experienced in immigration law before you do so. Applications are available here (in English and Spanish):

www.minv.sk/?pobyt-cudzinka

WHERE

Foreign Police Departments are located at: www.minv.sk/?ocp-1

[Organizations that provide counselling for asylum seekers and refugees might be](#)



able to help:

The Human Rights League (*Liga za ľudské práva*) located at: Štúrova 3, Bratislava 811 02, or Hlavná 68, 040 01 Košice, website: www.hrl.sk

Marginal OZ, located at: Mlynské Luhy 3, 821 05 Bratislava and Košice: Hlavná 68, 4. poschodie, website: www.marginal.sk

BRATISLAVA, SLOVAKIA

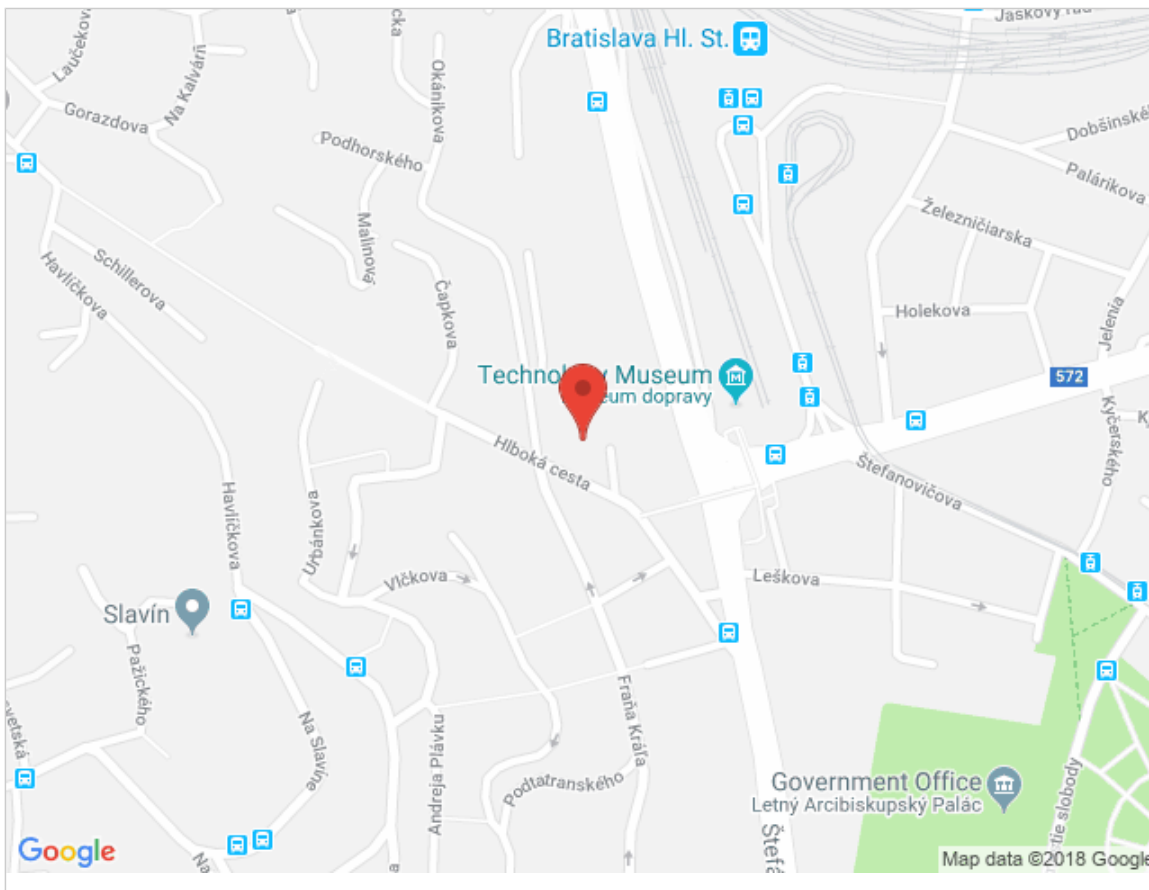
Ministry of Foreign and European
Affairs of the Slovak Republic
(Ministerstvo zahraničných vecí a
európskych záležitostí Slovenskej
republiky)

Hlboká cesta 2
833 36 Bratislava

T +421 (2) 59781111

E info@mzv.sk

www.mzv.sk





BRATISLAVA, SLOVAKIA

Human Rights League Bratislava (Liga
za ľudské práva Bratislava)
Štúrova 3
811 03 Bratislava

T +421 (02) 5443 5437

E hrl@hrl.sk

www.hrl.sk



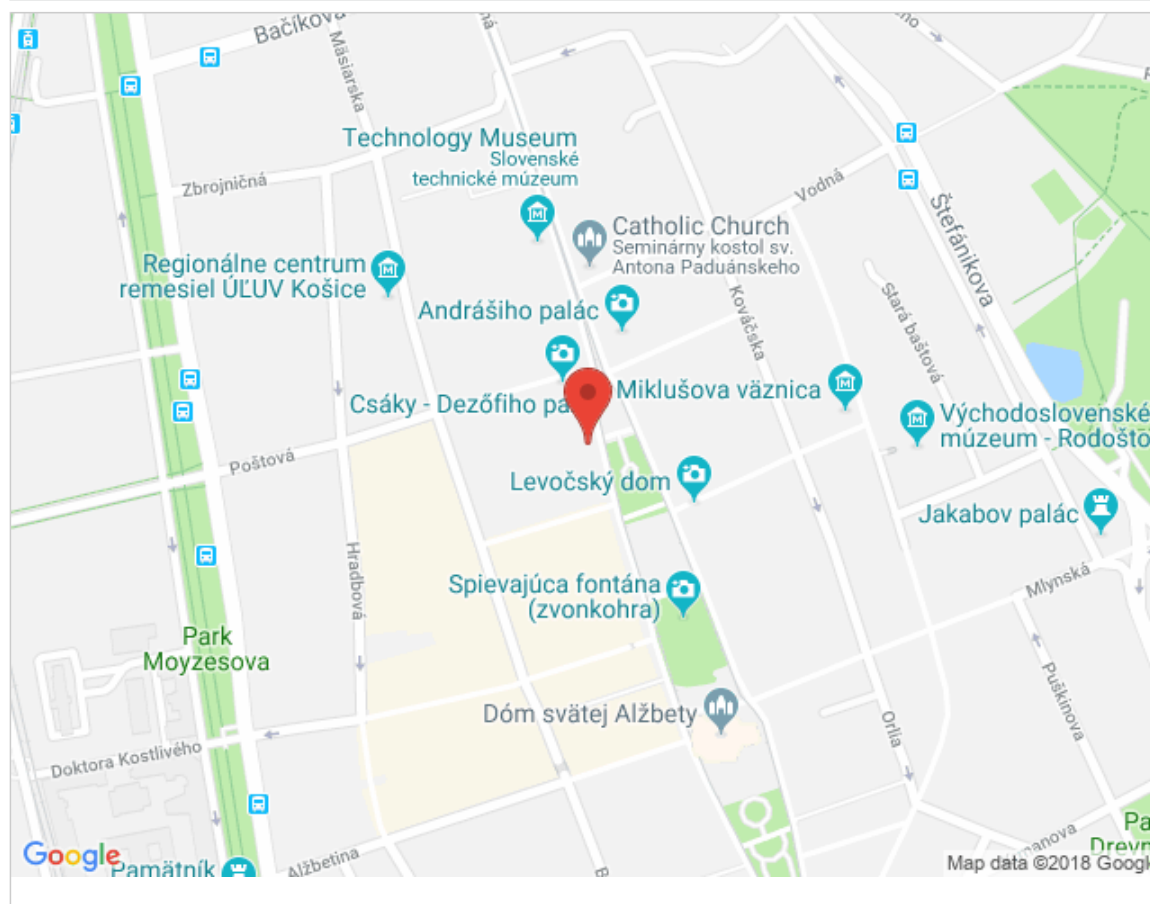
KOŠICE, SLOVAKIA

Human Rights League Košice (Liga za
ľudské práva Košice)
Hlavná 68
04001 Košice

T +421 (0) 918 366 968

E messova@hrl.sk

www.hrl.sk



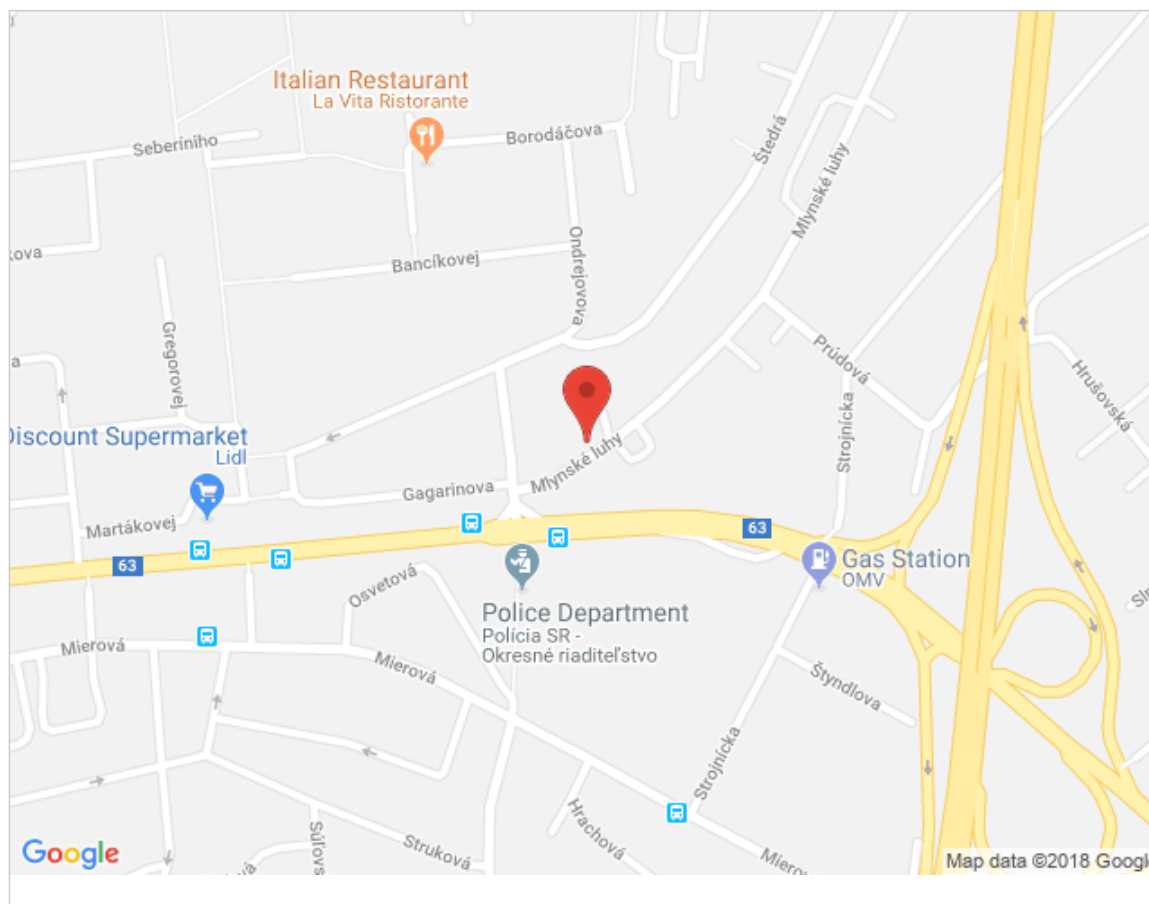
BRATISLAVA, SLOVAKIA

Marginál Bratislava
Mlynské luhy 3
821 05 Bratislava

T +421 0948 900 792

E info@marginal.sk

www.marginal.sk



KOŠICE, SLOVAKIA

Marginál Košice

Hlavná 68

040 01 Košice

T +421 0948 791 900

E info@marginal.sk

www.marginal.sk





Tolerated residence if your departure from Slovakia is impossible and your detention would be inefficient (Tolerovaný pobyt z dôvodu že vaše vycestovanie nie je možné a zaistenie by nesplnilo účel)

WHAT

If there is any technical obstacle to your departure, for instance you do not have a valid passport, you can apply for this type of a short stay. It is always important to state all reasons why you apply for such residence. Police afterwards contacts the embassy of your country of origin in order to receive a temporary “passport” for your return.

HOW

You can apply at the Foreign Police Department by place of your stay. Try to find a lawyer experienced in immigration law before you do so. Applications are available here (in English and Spanish): www.minv.sk/?pobyt-cudzinca

WHERE

Please see contacts to the Foreign Police Departments at: www.minv.sk/?ocp-1

Organizations that provide counselling for asylum seekers and refugees might be able to help:

The Human Rights League (*Liga za ľudské práva*) located at: Štúrova 3, Bratislava 811 02, or Hlavná 68, 040 01 Košice. website: www.hrl.sk



Marginal OZ, located at: Mlynské Luhy 3, 821 05 Bratislava and Košice: Hlavná 68,
4. poschodie, website: www.marginal.sk

BRATISLAVA, SLOVAKIA

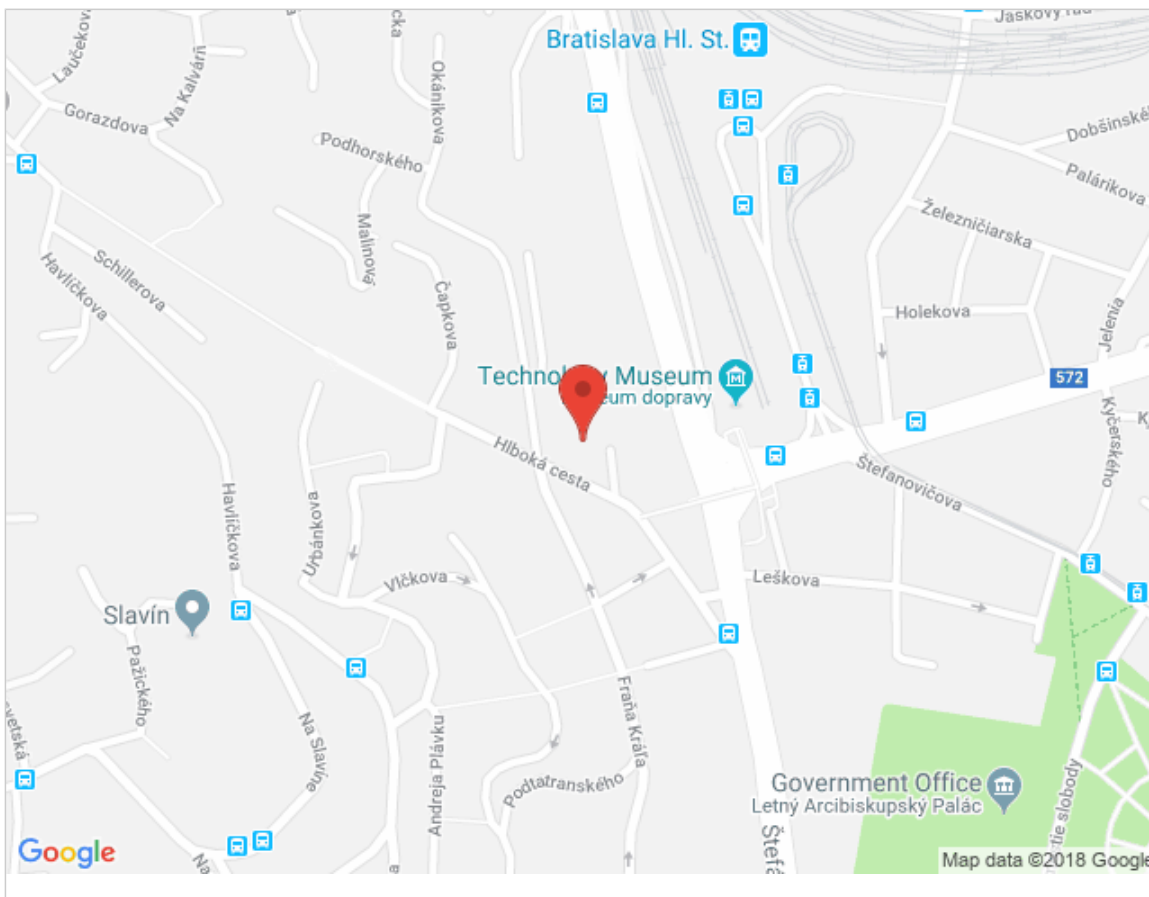
Ministry of Foreign and European
Affairs of the Slovak Republic
(Ministerstvo zahraničných vecí a
európskych záležitostí Slovenskej
republiky)

Hlboká cesta 2
833 36 Bratislava

T +421 (2) 59781111

E info@mzv.sk

www.mzv.sk



BRATISLAVA, SLOVAKIA

Human Rights League Bratislava (Liga
za ľudské práva Bratislava)

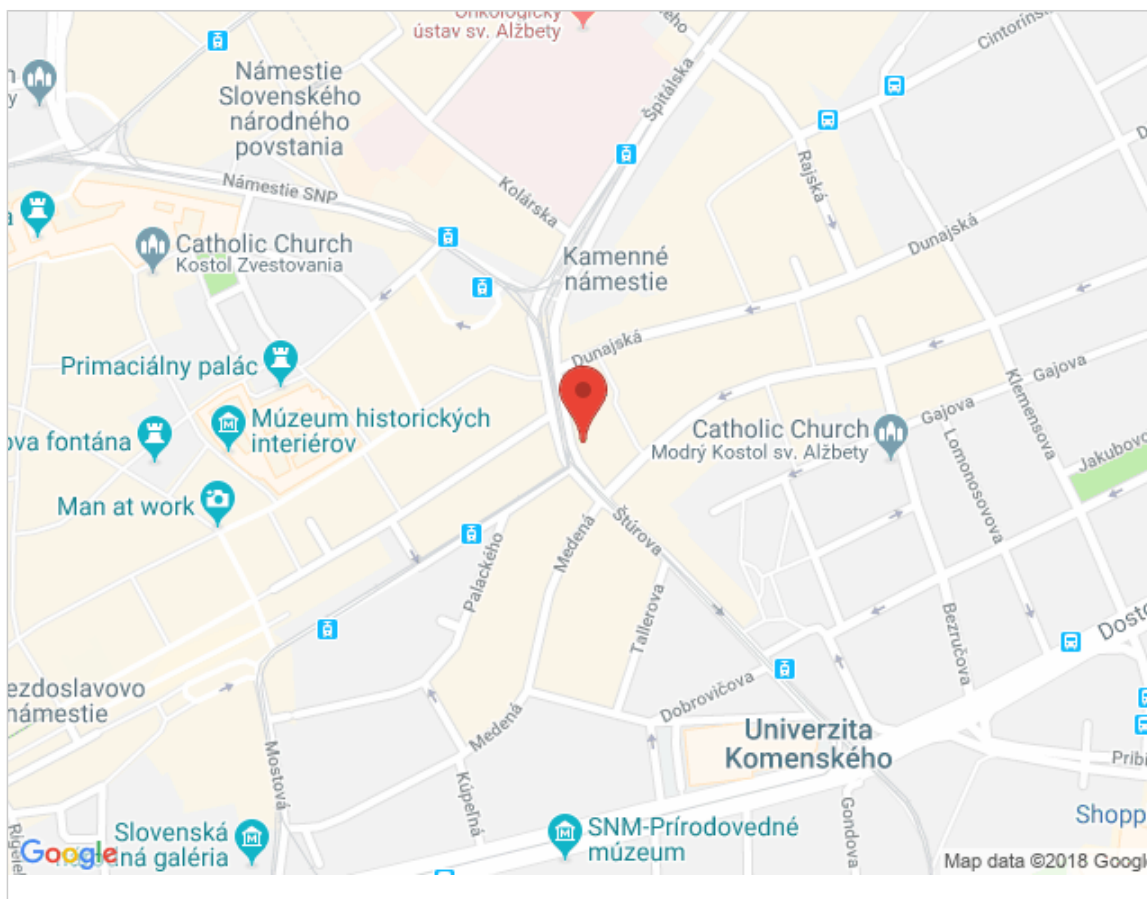
T +421 (02) 5443 5437



Štúrova 3
811 03 Bratislava

E hrl@hrl.sk

www.hrl.sk



KOŠICE, SLOVAKIA

Human Rights League Košice (Liga za ľudské práva Košice)
Hlavná 68
04001 Košice

T +421 (0) 918 366 968

E messova@hrl.sk

www.hrl.sk



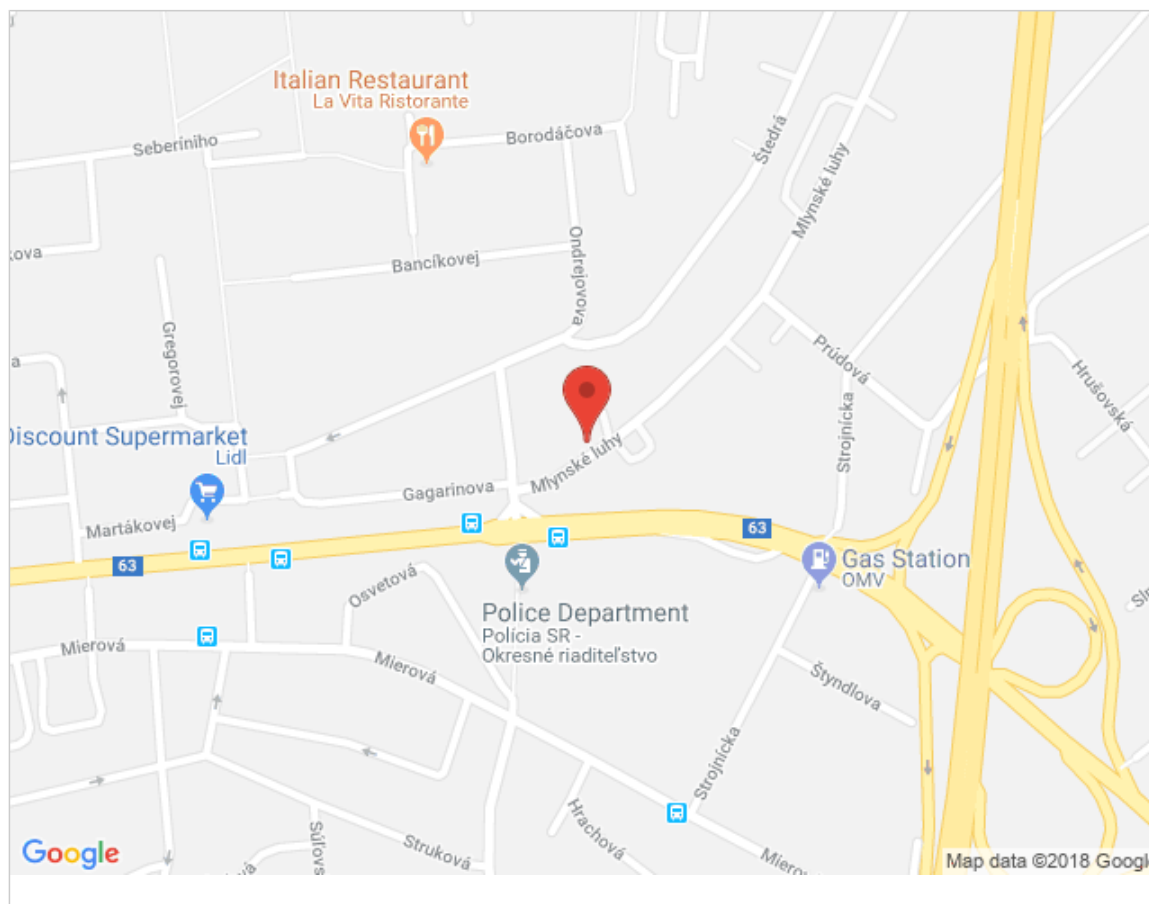
BRATISLAVA, SLOVAKIA

Marginál Bratislava
Mlynské luhy 3
821 05 Bratislava

T +421 0948 900 792

E info@marginal.sk

www.marginal.sk



KOŠICE, SLOVAKIA

Marginál Košice

Hlavná 68

040 01 Košice

T +421 0948 791 900

E info@marginal.sk

www.marginal.sk





Tolerated residence for unaccompanied minors (Tolerovaný pobyt maloletého bez sprievodu)

WHAT

If you are younger than 18 years and you did not apply for asylum in Slovakia, Foreign Police (according to the place of your stay in Slovakia) may grant you tolerated residence for unaccompanied minors. However, the Police is obliged to inform the so-called Labour Office (*Úrad práce, sociálnych vecí a rodiny*) and entrust a minor to them. If this is your case, be aware that you will be placed to the special facility for unaccompanied minors, because according to the law, State will be in such a case responsible over your safety and security. Ask them for an interpreter.

HOW

You can apply at the Foreign Police Department according to the place of your stay. Applications are available here (in English and Spanish):
www.minv.sk/?pobyt-cudzince

WHERE

Please see contacts to the Foreign Police Departments at: www.minv.sk/?ocp-1

Organizations that provide counselling for asylum seekers and refugees might be able to help:

The Human Rights League (*Liga za ľudské práva*) located at: Štúrova 3, Bratislava 811 02, or Hlavná 68, 040 01 Košice, website: www.hrl.sk

Marginal OZ, located at: Mlynské Luhy 3, 821 05 Bratislava and Košice: Hlavná 68,



4. poschodie, website: www.marginal.sk

BRATISLAVA, SLOVAKIA

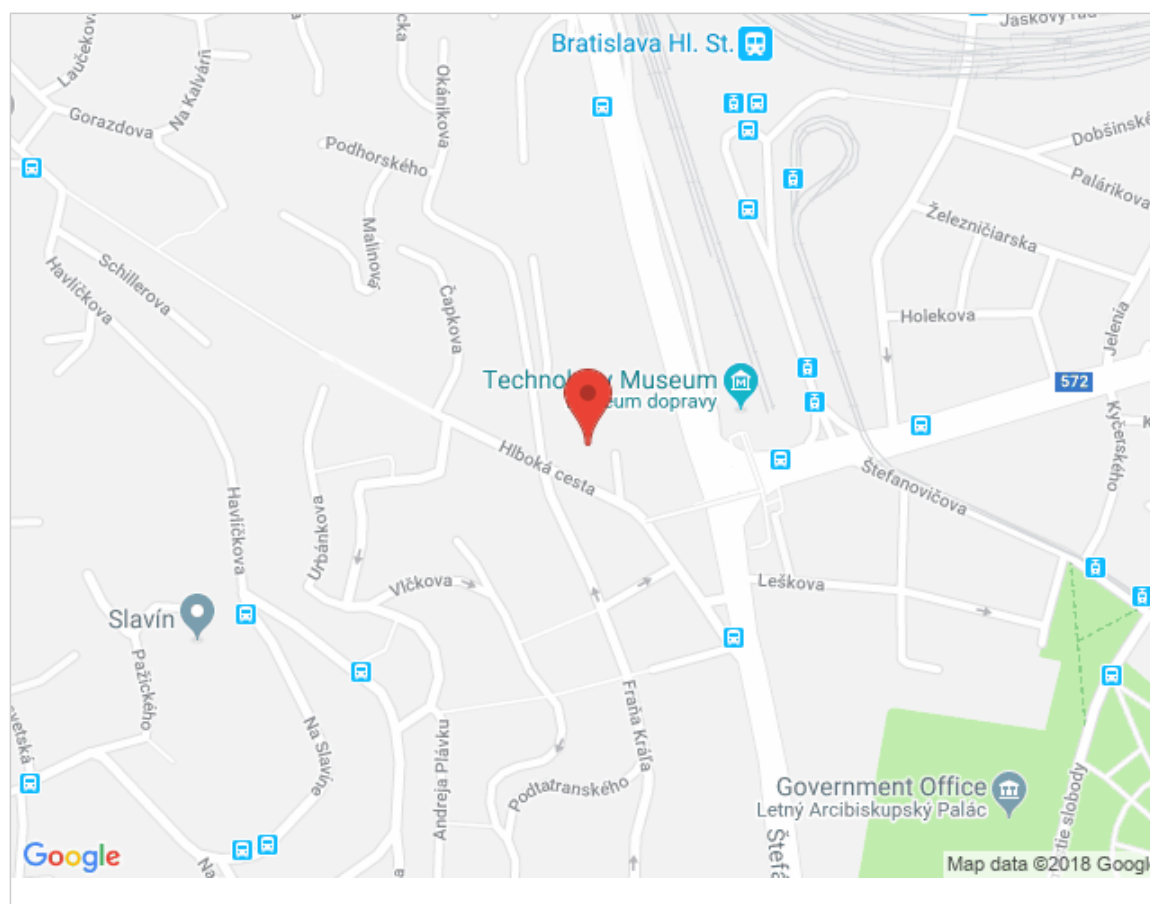
Ministry of Foreign and European
Affairs of the Slovak Republic
(Ministerstvo zahraničných vecí a
európskych záležitostí Slovenskej
republiky)

Hlboká cesta 2
833 36 Bratislava

T +421 (2) 59781111

E info@mzv.sk

www.mzv.sk



BRATISLAVA, SLOVAKIA

Human Rights League Bratislava (Liga
za ľudské práva Bratislava)
Štúrova 3

T +421 (02) 5443 5437



811 03 Bratislava

E hrl@hrl.sk

www.hrl.sk



KOŠICE, SLOVAKIA

Human Rights League Košice (Liga za ľudské práva Košice)
Hlavná 68
04001 Košice

T +421 (0) 918 366 968

E messova@hrl.sk

www.hrl.sk



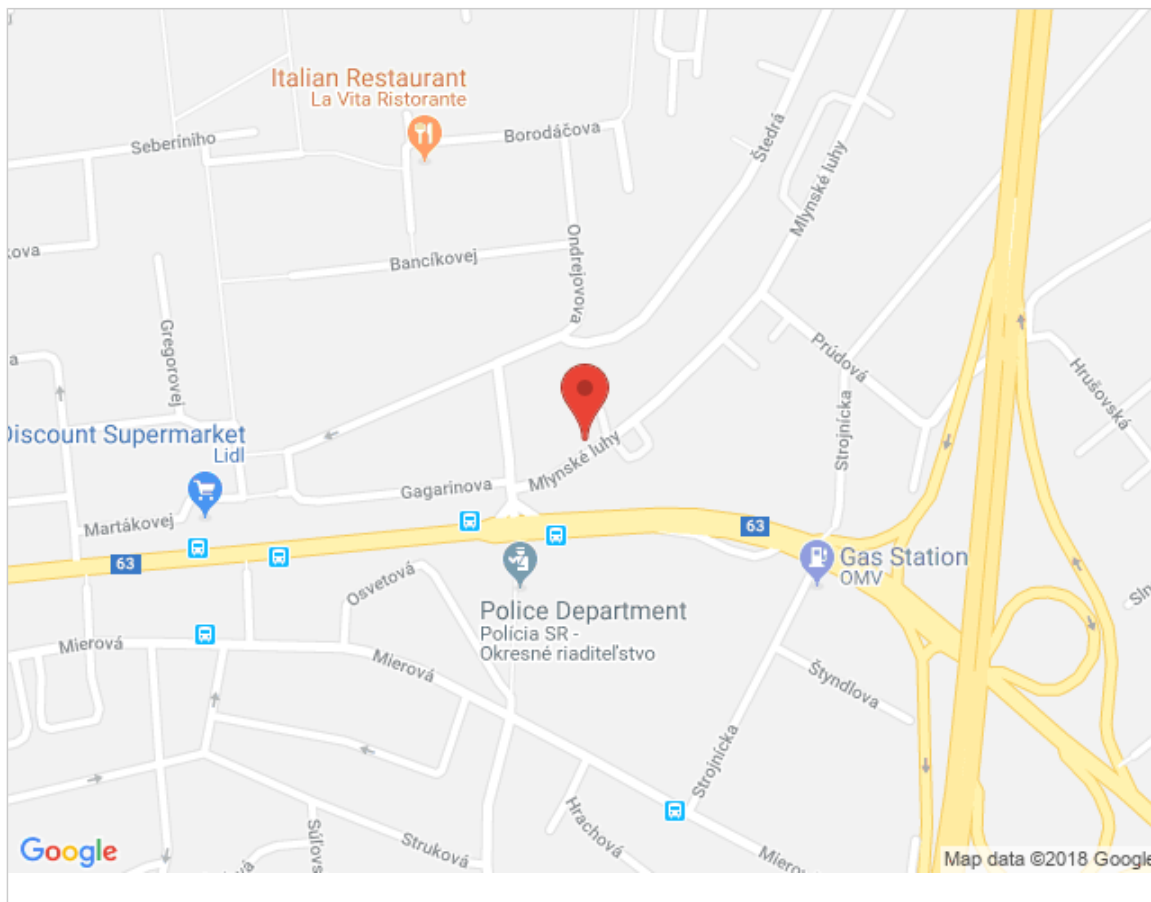
BRATISLAVA, SLOVAKIA

Marginál Bratislava
Mlynské luhy 3
821 05 Bratislava

T +421 0948 900 792

E info@marginal.sk

www.marginal.sk



KOŠICE, SLOVAKIA

Marginál Košice
Hlavná 68
040 01 Košice

T +421 0948 791 900

E info@marginal.sk

www.marginal.sk





Other types of tolerated stay

WHAT

There exist also other types of tolerated stay, for example when you may not travel abroad, if you do not have a passport or in case your presence is needed in Slovakia for other reasons.

HOW

You can apply at the Foreign Police Department by place of your stay.

Applications are available here (in English and Spanish):

www.minv.sk/?pobyt-cudzinka

WHERE

Please see contacts to the Foreign Police Departments at: www.minv.sk/?ocp-1

Organizations that provide counselling for asylum seekers and refugees might be able to help:

The Human Rights League (*Liga za ľudské práva*) located at: Štúrova 3, Bratislava 811 02, or Hlavná 68, 040 01 Košice, website: www.hrl.sk

Marginal OZ, located at: Mlynské Luhy 3, 821 05 Bratislava and Košice: Hlavná 68, 4. poschodie, website: www.marginal.sk

BRATISLAVA, SLOVAKIA

Ministry of Foreign and European

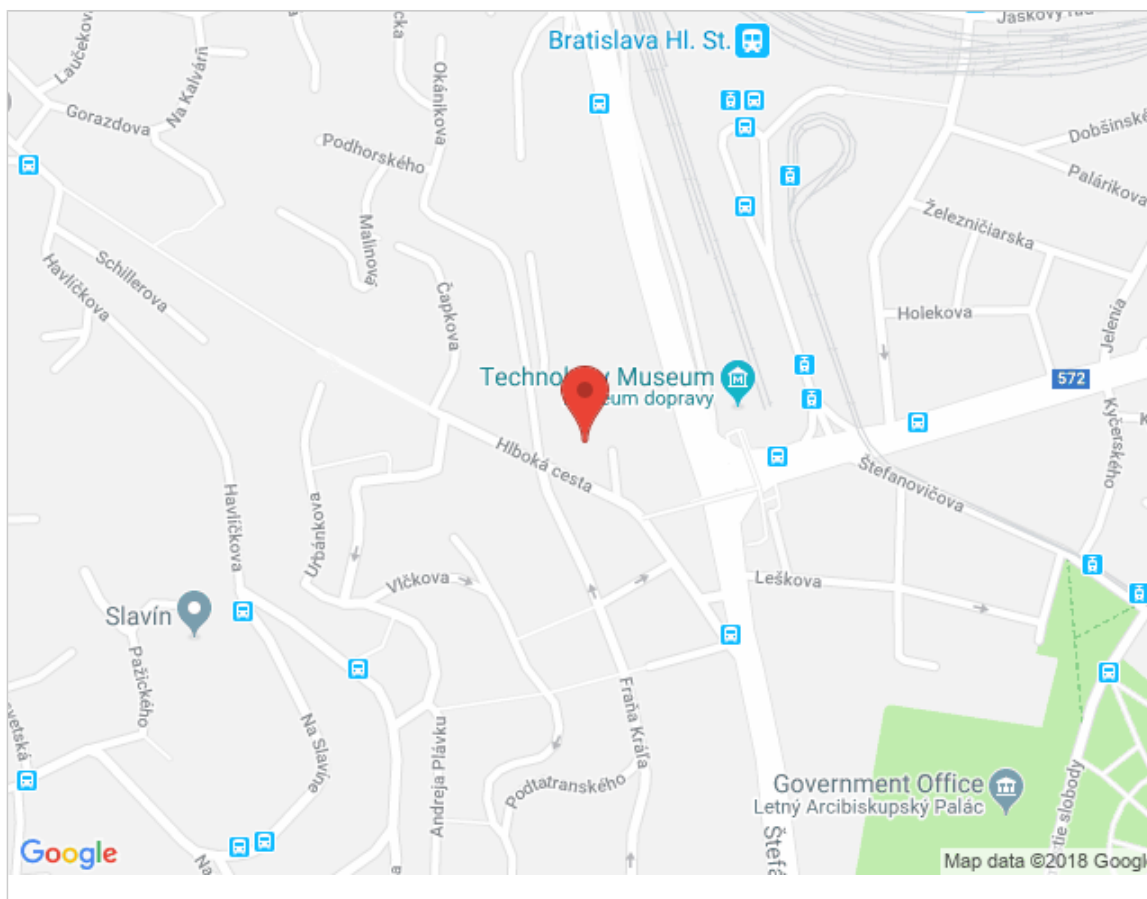


Affairs of the Slovak Republic
(Ministerstvo zahraničných vecí a
európskych záležitostí Slovenskej
republiky)
Hlboká cesta 2
833 36 Bratislava

T +421 (2) 59781111

E info@mzv.sk

www.mzv.sk



BRATISLAVA, SLOVAKIA

Human Rights League Bratislava (Liga
za ľudské práva Bratislava)
Štúrova 3
811 03 Bratislava

T +421 (02) 5443 5437

E hrl@hrl.sk

www.hrl.sk



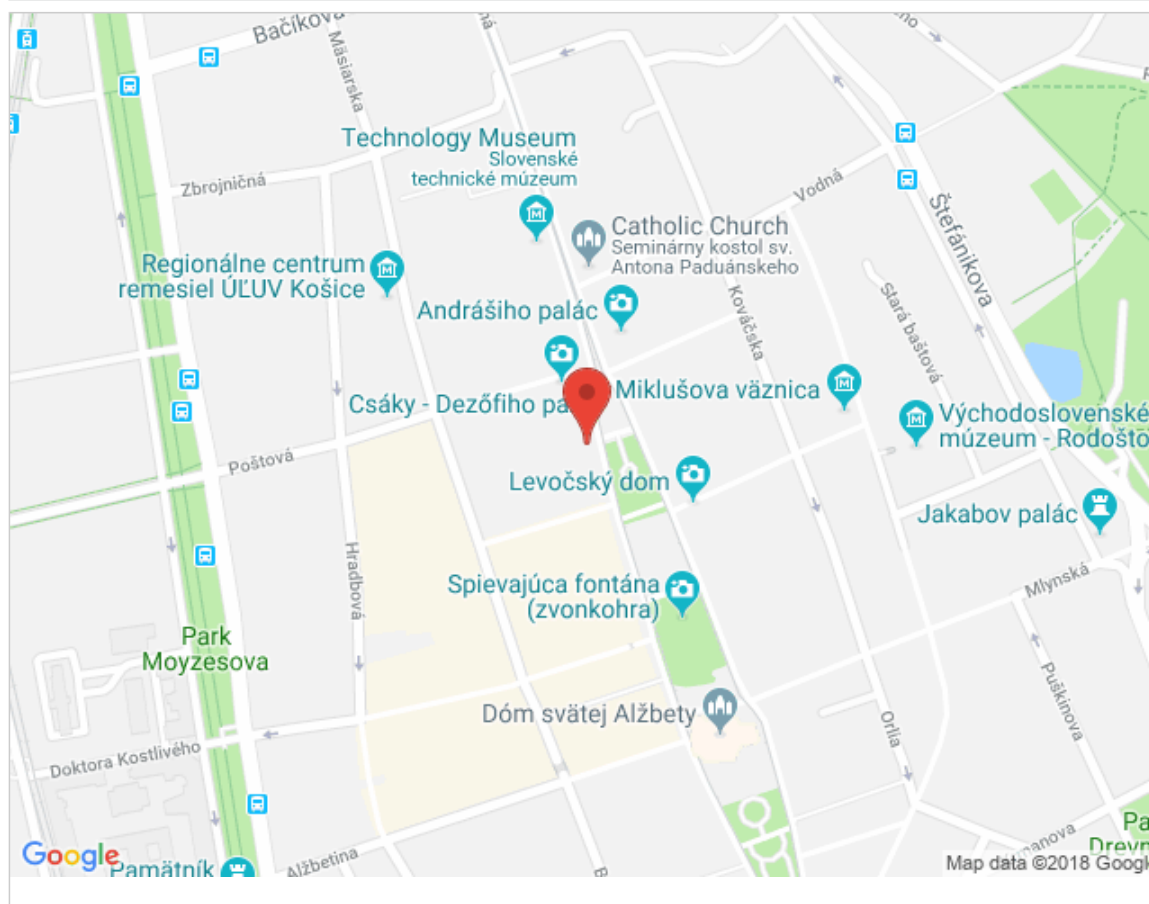
KOŠICE, SLOVAKIA

Human Rights League Košice (Liga za ľudské práva Košice)
Hlavná 68
04001 Košice

T +421 (0) 918 366 968

E messova@hrl.sk

www.hrl.sk



BRATISLAVA, SLOVAKIA

Marginál Bratislava
Mlynské luhy 3
821 05 Bratislava

T +421 0948 900 792

E info@marginal.sk

www.marginal.sk



KOŠICE, SLOVAKIA

Marginál Košice

Hlavná 68

040 01 Košice

T +421 0948 791 900

E info@marginal.sk

www.marginal.sk



Posted worker from other EEA country (Vyslaný zamestnanec)

WHAT

As a third country national you can (under certain conditions) work in Slovakia without permitted residence if you are going to work for an employer with the seat registered in another EU/EEA state, as the so-called “posted worker”. A posted employee is an employee who for a certain time performs work in the territory of a Member State other than the State in which he/she normally works.

When work permit is not needed:

For 30 days: If your employment relation or posting does not exceed 30 days in one calendar year and you are either a teacher, academic employee, university



teacher, scientific researcher or development worker participating in a professional scientific event or a performing artist taking part in the artistic event.

For 90 days: If you provide a supply of goods or services under a sales contract and you supply or assemble such goods, you do warranty and repair work, work on setup of production facilities, programming work, or professional training and if the duration of your employment or job posting does not exceed a total of 90 days in the calendar year.

When work permit is needed:

For any jobs which do not meet the above conditions.

Application for a work permit is submitted to the local Labour Office (*Úrad práce*) by the host employer, a legal person or a natural person to whom you are posted. Application must contain your written consent with a verified signature according to legal rules of your country of origin, or according to the Slovak law.

When residence permit is not needed:

For 90 days: Temporary residence permit for the purpose of employment is not required until 90 days from the beginning of your stay in Slovakia, if you fulfil the conditions for residence and obligations given by Article 111 para 2 letter a) of Act on Residence of Foreigners (in Slovak:

www.slov-lex.sk/pravne-predpisy/SK/ZZ/2011/404/20150720), and you:

1. have been sent out by your employer based in another EU Member State to carry out services provided by this employer;
2. are employed in international mass transport, if you have been sent by your foreign employer to work in Slovakia; or
3. are employed by an employer with registered office or with registered office of a branch outside Slovakia and you have been sent on the basis of a contract signed with a legal entity or natural person to work in Slovakia;
4. are going to deliver, based on a commercial contract, goods or services and perform installation works, warranty and repair works, production facility



system set ups, programming works, or vocational training for goods, if the duration of employment or the assignment to perform work does not exceed the total of 90 days a year, or

are going to deliver, based on a commercial contract, goods or services and perform installation works, warranty and repair works, production facility system set ups, programming works or provide vocational training for said goods to a trading company that has been provided with an investment assistance under special regulation in the period for which the investment assistance approval was issued.

WHO

A third country national who is in an employment relationship with the employer, which has its registered office or headquarters branch in another EU/EEA state, outside Slovakia.

HOW

It always depends on the type of work and length of stay. If you do not meet any of the above statutory exceptions, you first need to apply for a work permit and then for residence. The application for a work permit will be filed by your employer, but you must sign it and your signature must also be certified by a notary (if you come from another country, the verification process must be acceptable to the authorities in Slovakia).

If a period of your posted job will last longer than 90 days, you have to apply for a temporary residence permit for the purpose of employment.

Organization where you as a posted worker are hosting is obliged to inform state authorities about your posting: Labour Office in writing about the commencement of your posting within seven days (in the form of the so-called “Information card”) and National labour inspectorate about details of your employment (in Slovak):

www.ip.gov.sk



WHEN

Several months of preparation are needed before you can be posted to Slovakia. You can start work only if you do not need a job permit and temporary stay in Slovakia. If you need both permissions, the Labour Office in Slovakia decides within 15-30 days to grant a work permit and the Foreign Police department about your stay in 90 days.

Your employer can download an information card at (in Slovak):

www.upsvar.sk/sluzby-zamestnanosti/zamestnavanie-cudzincov/zamestnavanie-cudzincov-s-miestom-vykonu-prace-na-uzemi-slovenskej-republiky-od-1.5.2017.html?page_id=363495)

GOOD TO KNOW

The respective official website of the National Inspectorate (in Slovak):

www.ip.gov.sk/vysielanie-zamestnancov/

More information about posting (in English):

<http://ec.europa.eu/social/main.jsp?catId=471> General information about your legal status in the EU can be read here (in English):

http://europa.eu/youreurope/citizens/work/work-abroad/posted-workers/index_en.htm

WHERE

Address: a relevant Labour Office by place of your work. Phones and contacts: see the official websites of the Ministry of Labour, Social Affairs and Family (in Slovak):

www.upsvar.sk/urady-kontakty.html?page_id=287 and

www.upsvar.sk/urady-psvr/kontakty-a-uradne-hodiny-uradov-prace-socialnych-vec



i-a-rodiny.html?page_id=112524

BRATISLAVA, SLOVAKIA

Ministry of Labour, Social Affairs and
Family of the Slovak Republic
(Ministerstvo práce, sociálnych vecí a
rodiny Slovenskej republiky)
Špitálska 4, 6, 8
81643 Bratislava

T +421 (2) 2046 0000

www.employment.gov.sk/sk/kontakt/telefony-zoznam.html





Intra-corporate transfer of workers (Vnútropodnikový presun)

WHAT

A “transferee” is an employee, a manager/a specialist or a trainee that is sent by the company to work in a country other than his/her usual country of employment for a limited period of time. Intra-corporate transfer is a temporary posting for more than 90 days of a third country national for the purpose of employment or a professional training. Such a transferee must at the time of application be outside the Slovak territory and the EU and also the employer must be established outside the territory of Slovakia and the EU. All features of the transfer must be met, otherwise it is good to apply for another type of stay. For instance, such a third country national must have (before the transfer and during the transfer) a work contract with the same employer or employer within the same group of employers established in Slovakia.

WHO

As a transferee your employer remains the company that have sent you abroad. In this way you are still part of the legislation of the sending country although your employer needs to follow employment regulations of the country you have been sent to.

HOW

Temporary residence for the purpose of employment in the case of intra-corporate transfer exceeding 90 days may be granted by the police department to a third country national for a maximum of three years in case of a manager or a specialist, and up to one year in case of a trainee.



GOOD TO KNOW

More information on the intra-corporate transfer of workers (in English):

<https://spectator.sme.sk/c/20357026/economy-opens-up-for-non-eu-workers.html>

WHERE

A relevant Labour Office by place of your work. The official website of the Ministry of Labour, Social Affairs and Family (in Slovak):

www.upsvar.sk/urady-kontakty.html?page_id=287

www.upsvar.sk/urady-psvr/kontakty-a-uradne-hodiny-uradov-prace-socialnych-veci-a-rodiny.html?page_id=112524

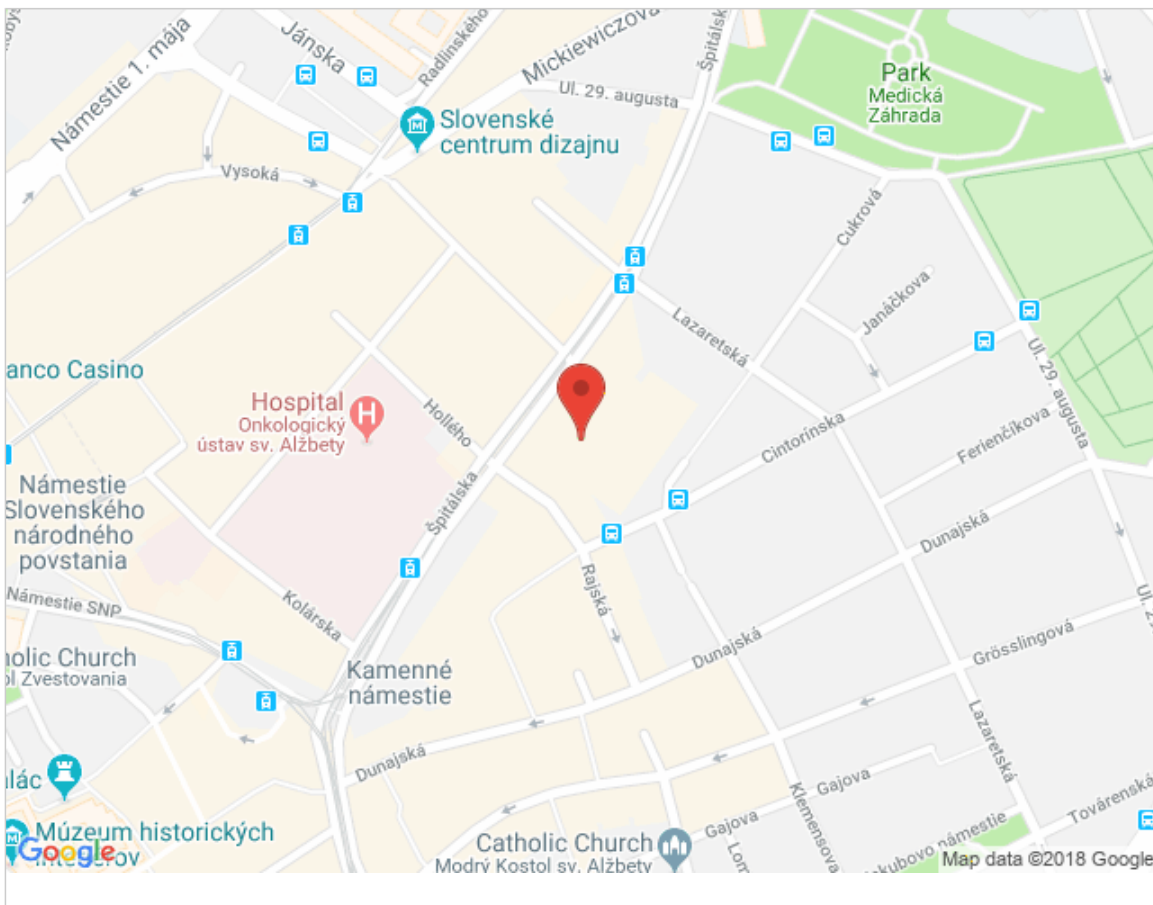
NOTE: If you think your rights have been violated, you should contact the National Labour Inspectorate (contacts here): http://www.safework.gov.sk/?site_lang=en

BRATISLAVA, SLOVAKIA

Ministry of Labour, Social Affairs and
Family of the Slovak Republic
(Ministerstvo práce, sociálnych vecí a
rodiny Slovenskej republiky)
Špitálska 4, 6, 8
81643 Bratislava

T +421 (2) 2046 0000

www.employment.gov.sk/sk/kontakt/telefony-zoznam.html





Seasonal worker (Sezónny pracovník)

WHAT

Visa (and work permit) for stay not exceeding 90 days or temporary residence (permit) for the purpose of seasonal employment for stay exceeding 90 days.

WHO

A third country national, foreigner, who wish to carry out seasonal work in Slovakia for a period not exceeding 6 months in the following sectors: Agriculture, Forestry and Fishing/Industrial Production/Construction/Accommodation and Catering Services.

HOW

If you wish to work in Slovakia as a seasonal worker, you have two options. Your work contract can last up to 90 days and you need to obtain Schengen visa (if needed) or you can work up to 180 days and you need to apply for temporary residence for the purpose of seasonal employment. Applications must be submitted at the embassy of the Slovak Republic accredited for your country of origin. You have to file an application for a Schengen visa or temporary residence for the purpose of seasonal employment first – before arrival.

Visa (stay under 90 days)

Submit the application form at the embassy of the Slovak Republic accredited for your country, together with your travel document, 2 colour photographs of your face (size 3×3.5 cm), biometric data – fingerprints, a fee, work permit and work contract; a proof of accommodation; financial means (certain amount of money being on your account, confirmation of salary); intent to leave the territory of Slovakia/Schengen area before expiry of the visa (i.e. a ticket/air-ticket booking, a proof of financial means for the return journey, a proof of employment, a proof of



property ownership, a proof of family or employment ties, etc.); travel health insurance.

Residence (stay over 90 days)

For temporary residence, you have to provide:

- a work permit or employment permission or employer's confirmation that the third country national is to perform such an activity for which an employment permit is not required,
- a document on the provision of accommodation,
- means of subsistence for residence.

With the application you will pay an administrative fee of € 33 (this amount may be subject to change).

WHEN

At least a month or two before the commencement of your job.

WHERE

Addresses are available on the website (in Slovak):

www.mzv.sk/ministerstvo/slovenske_zastupitelstva-vsetky_zastupitelstva

BRATISLAVA, SLOVAKIA

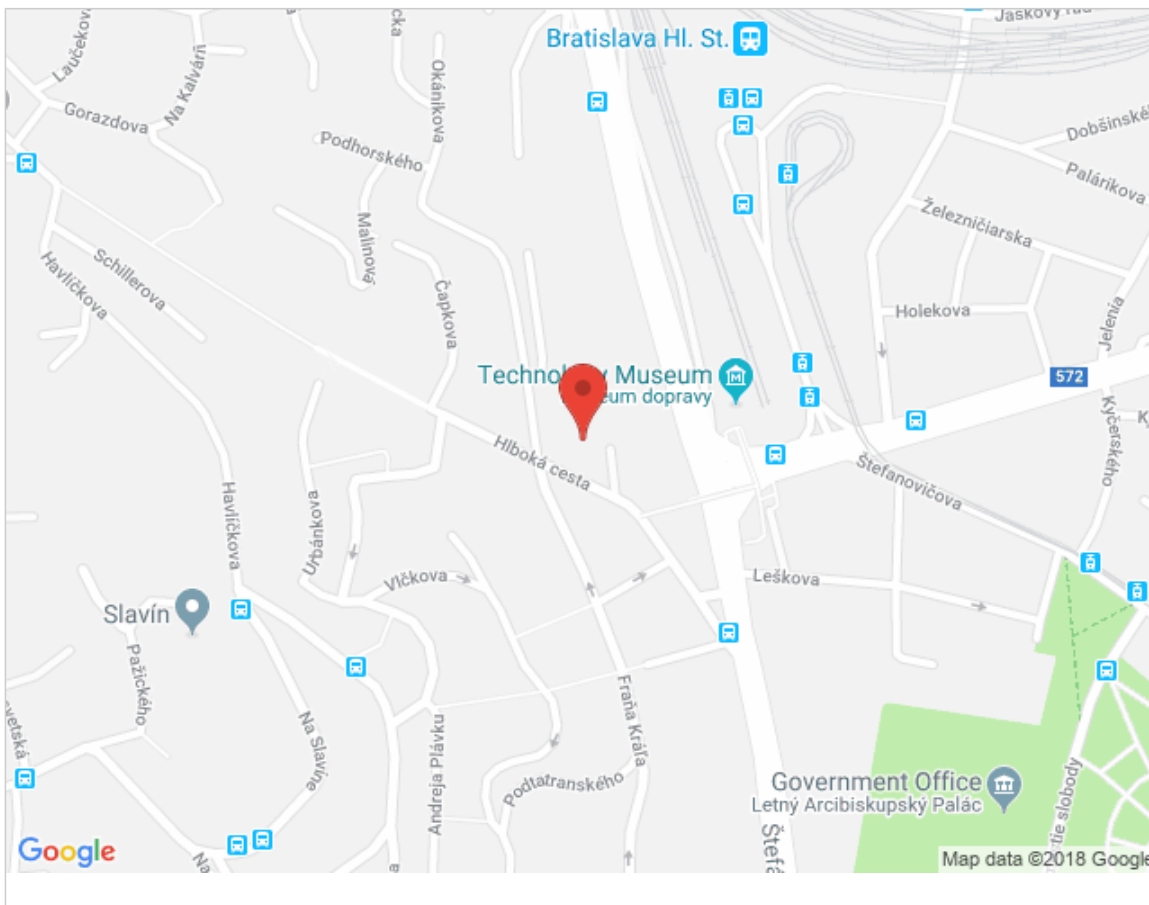
Ministry of Foreign and European
Affairs of the Slovak Republic
(Ministerstvo zahraničných vecí a
európskych záležitostí Slovenskej
republiky)

Hlboká cesta 2
833 36 Bratislava

T +421 (2) 59781111

E info@mzv.sk

www.mzv.sk



Types of temporary residence

WHAT

If you are a foreigner from country outside the EU and you are planning to move to Slovakia for a period longer than 90 days, you can generally apply for temporary residence. There are different types of temporary residences according to the purpose of stay. The documents needed to obtain the temporary residence permit vary according to the purpose for which you submit the application to Slovak authorities.

Temporary residence for the purpose of:

- a) Business
 - as a natural person, trade license



– as a manager of a business company or cooperative

b) Employment

- regular employment
- seasonal work

c) Study

- in high school
- at language school
- at university
- or in the course of preparation for university studies, a zero year of language or vocational training

d) Specific activity, in particular

- lecturing activities
- artistic activity
- sport activities
- study internship outside Slovakia
- activities resulting from governmental programmes or from EU programmes
- fulfilment of Slovakia's obligations arising from an international treaty
- providing healthcare or accompanying a third country national to whom healthcare is provided, if necessary
- volunteering
- activity of a journalist accredited in Slovakia

e) research and development,

f) family reunification

g) fulfilling the service obligations of the civilian components of the armed forces,

h) recognition of the status of a Slovak living abroad,

i) recognition of the status of a long-term resident in another Member State,

j) the European Union Blue Card.



HOW

In order to obtain a residence permit, you have to meet general conditions of the Act on Residence of Foreigners by providing documents proving your identity by a valid identity document (e.g. passport) and further documents proving:

- 1) purpose of stay
- 2) financial security (a confirmation from the bank about the final amount of financial means on your account)
- 3) confirmation of your integrity (a police certificate or an extract from the criminal registry of your country)

4) in some cases also a proof of accommodation for the whole period of your stay.

WHEN

However, each residence is documented differently according to the purpose, so it is good to prepare well and try to submit your request only when you have everything ready and 100% perfect, otherwise you risk that your application will be rejected. Read more about purposes of stay in related sections.

WHERE

Address of the competent Foreign Police Department: www.minv.sk/?ocp-1

Addresses of the competent Slovak embassies abroad (in Slovak):
www.mzv.sk/ministerstvo/slovenske_zastupitelstva-vsetky_zastupitelstva

BRATISLAVA, SLOVAKIA

Ministry of Foreign and European
Affairs of the Slovak Republic
(Ministerstvo zahraničných vecí a

T +421 (2) 59781111

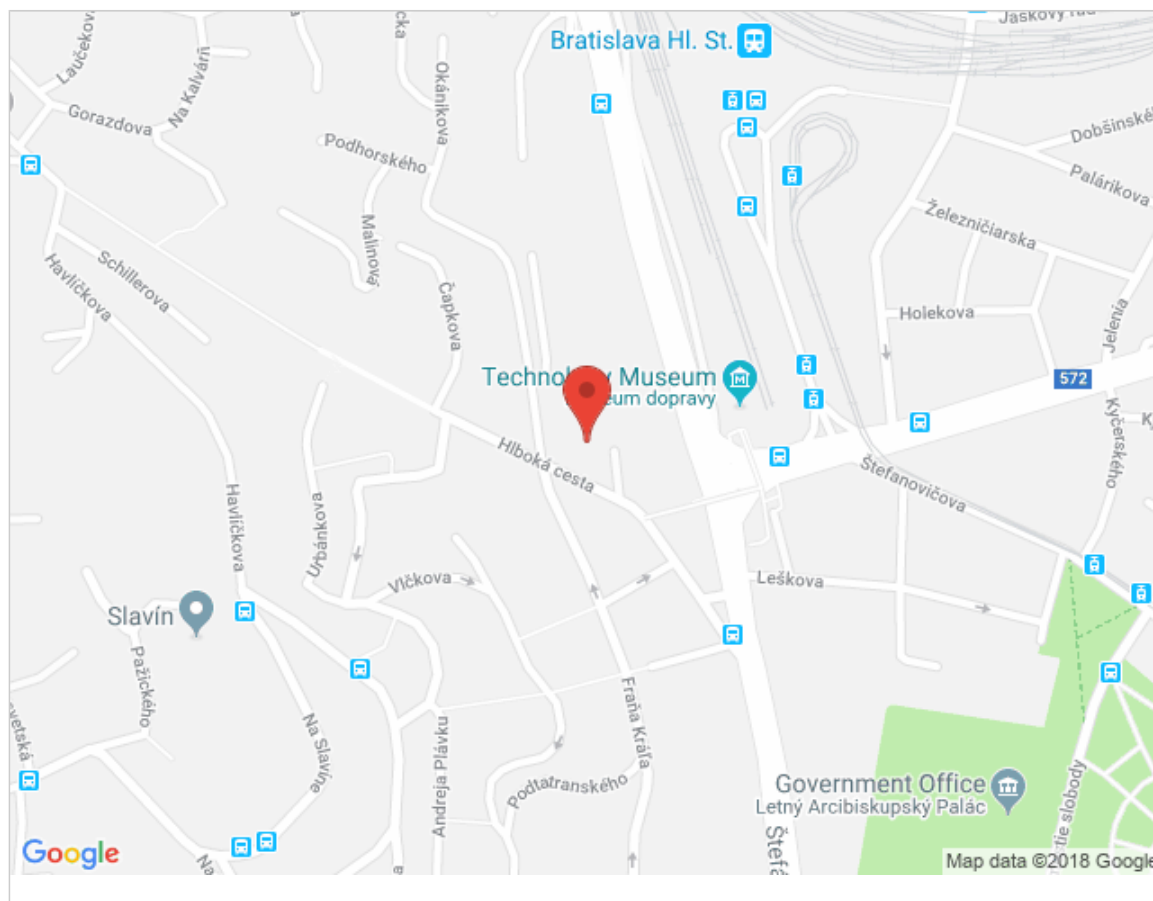
E info@mzv.sk



európskych záležitostí Slovenskej
republiky)

www.mzv.sk

Hlboká cesta 2
833 36 Bratislava





Residence for highly skilled migrants

WHAT

If you are a highly skilled/qualified foreigner from a third country outside the EU and EEA, you can only apply for a residence permit called Blue Card. See below point 1.4.b. Not applicable in another case.



EU Blue Card (Modrá karta EU)

WHAT

The Blue Card (*Modrá karta*), as a type of temporary stay, can be granted by the Foreign Police Department for a maximum of 3 years or for the duration of the employment.

A third country national with higher professional qualification who wants to work as a highly skilled professional and meets conditions of the Act on Residence of Foreigners can apply.

HOW

High-skilled job is a profession for the performance of which a higher professional qualification is required. A higher professional qualification means a qualification demonstrated by certificate (diploma) of higher education. Prepare therefore your residence application and all attachments related to the Blue Card.

Print the application here and complete it (in the Slovak and English languages):

www.minv.sk/swift_data/source/policia/hranicna_a_cudzinecka_policia/ocp/ziaosti/pobyt/udelenie_prechodneho_pobytu_2016.pdf

You will need to provide also the following documents:

1) a valid passport and 2 colour photographs of 3×3.5cm

2) a work contract which corresponds to a highly qualified employment where, under this contract, the duration of the employment is at least one year from the date of granting the Blue Card. The monthly wage must achieve at least 1.5 times



the average monthly wage of an employee in the economy of the country (in a given sector)

3) a decision on the recognition of a third country national's evidence of formal qualifications under a special regulation

4) a clean criminal record or integrity (by judicially translated and duly certified extract from the criminal registry of your country of origin, not older than 90 days)

5) a document about provided accommodation for the whole period of your stay.

At the time of application, you will also pay an administrative fee in the amount of € 165.50.

Follow the instructions available on the IOM website (in various languages):

www.mic.iom.sk/en/residence/temporary-residence/236-modra-karta-eu-2.html

WHEN

The Slovak embassy abroad accredited for your country of origin can be found here (in Slovak):

www.mzv.sk/ministerstvo/slovenske_zastupitelstva-vsetky_zastupitelstva

If you have authorized stay in Slovakia, also at the Foreign Police Department in Slovakia according to the place of your future stay: www.minv.sk/?ocp-1

GOOD TO KNOW

Please read more information on the IOM website (in various languages):

www.mic.iom.sk/en/residence/temporary-residence/236-modra-karta-eu-2.html



WHERE

The Slovak embassy abroad accredited for your country of origin can be found here (in Slovak):

www.mzv.sk/ministerstvo/slovenske_zastupitelstva-vsetky_zastupitelstva

If you have authorized stay in Slovakia, also at the Foreign Police Department in Slovakia according to the place of your future stay: www.minv.sk/?ocp-1

BRATISLAVA, SLOVAKIA

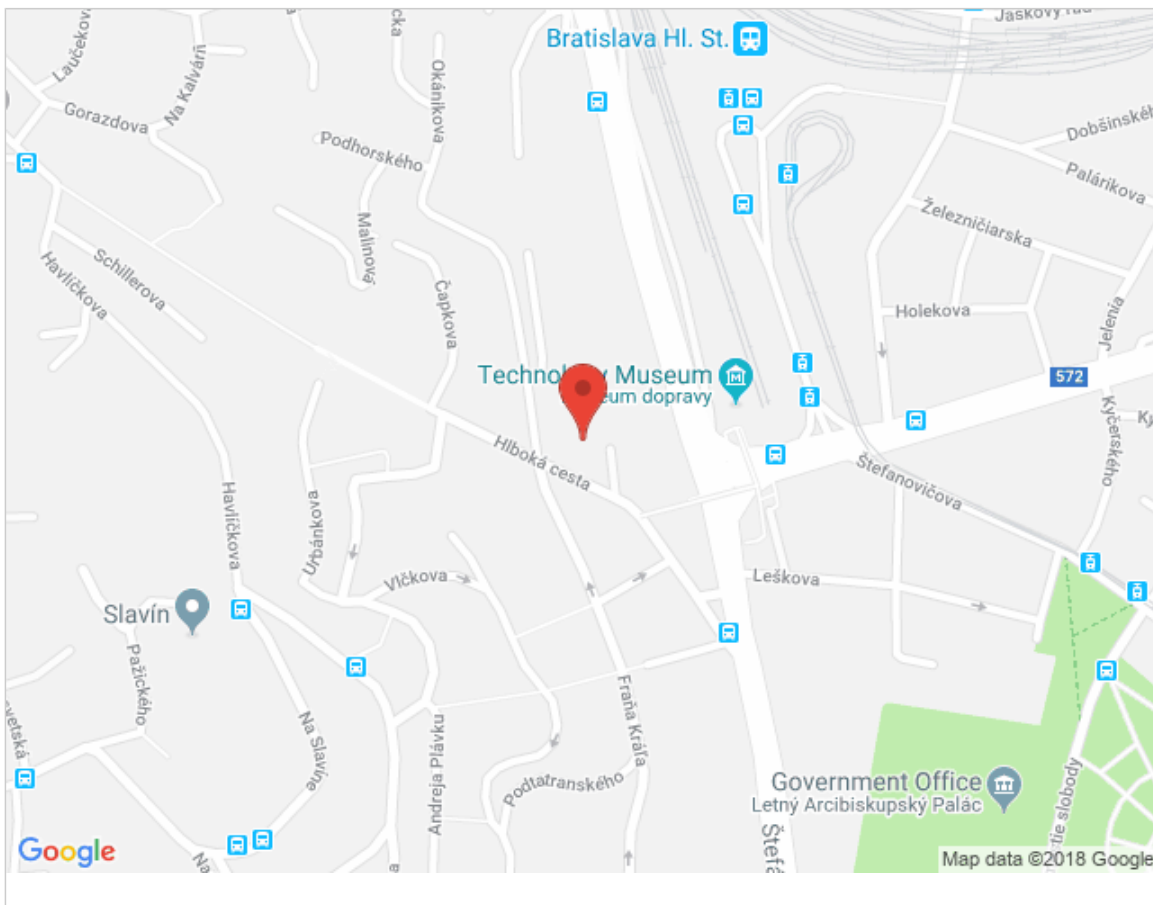
Ministry of Foreign and European
Affairs of the Slovak Republic
(Ministerstvo zahraničných vecí a
európskych záležitostí Slovenskej
republiky)

Hlboká cesta 2
833 36 Bratislava

T +421 (2) 59781111

E info@mzv.sk

www.mzv.sk





Temporary residence for the purpose of study (Prechodný pobyt na účel štúdia)

WHAT

If you are a student of secondary school or university, or you wish to study in Slovakia at university or language school, you have to apply for residence for the purpose of study. Foreign Police Department may issue residence for a length of your study for a maximum of 6 years.

WHO

- a secondary school student
- a language school student
- a university student
- a foreigner attending language or professional preparation for the study at university, which is organised by that university in Slovakia

HOW

Upon arrival to the Slovak Republic you have the right to apply for temporary residence for study purposes in the country with the official form, 2 photos of 3×3.5 cm, valid passport and by providing the following documents:

- Confirmation issued by the school or educational institution,
- Clean criminal record or an extract from the country of your origin and the countries where you resided the last 3 years for more than 90 days during 6 consecutive months (it does not apply to the case of a secondary school student, a foreign national younger than 14 years of age and when changing the type/purpose of residence)
- Proof of financial coverage (scholarship or confirmation from your bank account).

The police department will review it and grant you a stay permit 30 days after



lodging the application. You may start studying afterwards and always prolong your residence before the expiry of your permit.

WHEN

Before your travel or after your arrival to Slovakia, but at least one and half month before the start of the school year.

GOOD TO KNOW

Please read more on the official IOM website (in several languages):

www.mic.iom.sk/en/residence/temporary-residence.html

WHERE

Address of a competent Foreign Police Department: www.minv.sk/?ocp-1



Temporary residence for the purpose of family reunion (Prechodný pobyt na účel zlúčenia rodiny)

WHAT

This residence allows third country nationals to live temporarily in Slovakia if they are family members who may bring there their relatives according to the law. If your family member lives in Slovakia, it is good to check whether or not you have this option and what kind of residence you can apply for.

WHO

- family member of Slovak national (see section 1.5 on long-term migration)
- family member of a foreigner with temporary or permanent residence
- relative in a direct ascending line of a person granted asylum younger than 18 years of age; or
- dependent person in accordance with an international treaty.

You are considered a family member of a foreigner, if you are any of the following:

- a spouse, if both of you are at least 18 years old (adults)
 - a single (unmarried) child younger than 18 years of age of a third country national and his/her spouse
 - a single child of his/her spouse younger than 18 years of age
 - a dependent single child older than 18 years of age or a dependent single child older than 18 years of age of his/her spouse, who cannot take care of him/herself due to long-term unfavourable health condition
 - his/her parent or a parent of his/her spouse, dependent on his/her care and lacks appropriate family support in the country of origin.
-



HOW

You can submit the application and all necessary documents at the Slovak embassy accredited for your country of origin (or in the territory of Slovakia, if you do not need visa to enter the Schengen area).

Generally these are the following documents:

1. a valid passport and 2 photos of 3×3.5 cm
2. a document about the purpose of your stay (legalized and translated marriage or birth certificate)
3. a document about you integrity (an extract from the criminal registry of your country not older than 90 days) translated by a Slovak court appointed translator and verified
4. a proof of accommodation.

Documents issued abroad must not be older than 90 days (except for the birth and marriage certificates), they need to be translated and duly verified, either attaching an Apostille if your country is a member of the Convention abolishing the requirements of higher verification of documents:

www.hcch.net/en/instruments/conventions/full-text/?cid=41

or by a consular superlegalization if an Apostille stamp is not possible to enclose (See section 1.10 on verification of documents.)

At the moment of application, you will need to pay a fee of € 132.50.

WHEN

At least 5-6 months before your planned travel or immediately after your family member applied for residence in Slovakia.



GOOD TO KNOW

Please see the IOM official website for more information (in various languages):
www.mic.iom.sk/en/residence/temporary-residence.html

WHERE

Addresses of competent Foreign Police Departments are at: www.minv.sk/?ocp-1



Temporary residence for the purpose of employment (Prechodný pobyt na účel zamestnania)

WHAT

If you want to come to work in Slovakia and you are from a third country outside the EU/EEA. In general, for employment longer than 90 days you will need to apply for temporary residence for the purpose of employment. But there are also other options.

1. You will not need a work permit, because within the so-called “Single Permit” procedure you will be granted a residence permit on the basis of a confirmation of the possibility of filling a vacancy issued by the local Labour Office. The Foreign Police Department will contact the Labour Office on your behalf, when you apply for residence.
2. A work permit granted by the Labour Office is needed mainly by foreigners employed as seasonal workers for a maximum of 180 days, people who are employed as sailors on a ship registered in Slovakia or on a ship flying under the Slovak flag, people who are granted temporary residence for the purpose of family reunification (for the first 12 months of their stay) and people who already have an EU long-term residence status in another EU Member State (for the first 12 months of their stay). The pertinent procedure is described here (in various languages): mic.iom.sk/en/work/work-permit.html

WHO

A third country national who found a job in Slovakia and meets legal conditions. Temporary residence for the purpose of employment will be granted for a maximum of 5 years by the Foreign Police Department either

1. a) on the basis of a work permit or



-
2. b) without it if there is a legal exemption, or
 3. c) on the basis of a “confirmation of the possibility of filling a vacancy” issued by the Labour Office or
 4. d) without such confirmation if it is not needed.
-

HOW

The procedure will depend on what permits you need, so it is necessary to consult your procedure either with a lawyer in Slovakia or a future employer. Basically, if you need a work permit for work in Slovakia, you must first ask the Labour Office according to your future place of work. If you do not need it, you only apply for temporary residence for the purpose of employment, either at the embassy of the Slovak Republic abroad or if the law admits it at the Foreign Police Department in Slovakia.

WHEN

5-6 months before your planned arrival to Slovakia

NOTE:

Never start to work without a valid permit and make sure you have all what is needed according to the law. Otherwise it can be considered an undeclared work and punished.

GOOD TO KNOW

Please read the official IOM website for more information (in various languages):
www.mic.iom.sk/en/residence/temporary-residence/233-application-for-temporary-residence.html

WHERE

Addresses of the Slovak embassies (in Slovak):



www.mzv.sk/ministerstvo/slovenske_zastupitelstva-vsetky_zastupitelstva

Foreign Police Departments in Slovakia (in Slovak): www.minv.sk/?ocp-1

Labour Offices (if you need a work permit):

www.upsvar.sk/urady-kontakty.html?page_id=287

www.upsvar.sk/urady-psvr/kontakty-a-uradne-hodiny-uradov-prace-socialnych-veci-a-rodiny.html?page_id=112524

BRATISLAVA, SLOVAKIA

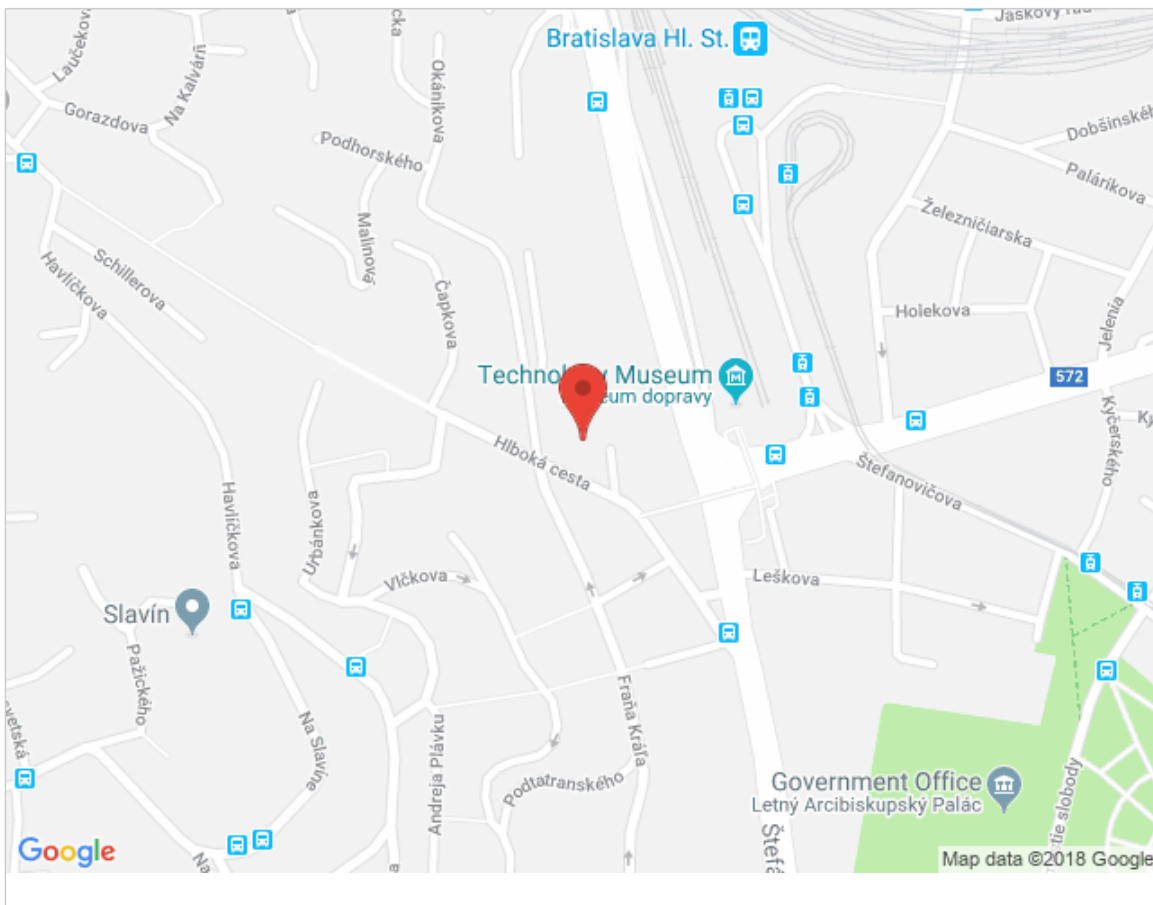
Ministry of Foreign and European
Affairs of the Slovak Republic
(Ministerstvo zahraničných vecí a
európskych záležitostí Slovenskej
republiky)

Hlboká cesta 2
833 36 Bratislava

T +421 (2) 59781111

E info@mzv.sk

www.mzv.sk





Temporary residence for the purpose of business activities (Prechodný pobyt na účel podnikania)

WHAT

This type of stay will be granted if you want to run a business in Slovakia, either as a managing director of a company or as an individual entrepreneur (with a trade licence). It is granted for up to 3 years, after which stay can be renewed.

WHO

A third country national after meeting the conditions of the Act on Residence of Foreigners. You can also do business with other types of residence granted for a different purpose, if it is explicitly permitted by the above law.

HOW

You can apply either at the Slovak embassy abroad (accredited for your country of origin) or at the Foreign Police Department in the territory of Slovakia (if you do not need visas or if you have already been granted visa, but verify this option before your travel). The authorities will accept your application only if it is complete and perfectly prepared, otherwise you will have to come again with all missing documents.

WHEN

Not later than 5 months before the planned departure to Slovakia, an application must be submitted. It is possible that they do not accept it for the first time, even with that.



NOTE: Be especially careful to have all documents properly verified, translated into Slovak by a court appointed translator and not older than 90 days from their issue. Entrepreneurs, in addition to all documents and a proof of financial means, are also obliged to provide an extra document proving that they have enough financial means to guarantee their business. It means two different confirmations about financial means in two different bank accounts are to be submitted. Please calculate the final sum according to your situation and current law (it is subject to frequent changes).

GOOD TO KNOW

Details how to apply for residence can be found here:

www.mic.iom.sk/en/doing-business/general-information/185-doing-business-according-to-the-type-of-residence-permit.html

You should be aware that when renewing your residence permit after 2 or 3 years you will need to show that you have made a profit in the last taxation period, by a “profit after tax” amounting to 60 times the subsistence minimum (since May 1st, 2017, the subsistence level is € 198.09). You must document a post-tax profit of € 11,885.

WHERE

Slovak embassies abroad can be found here (in Slovak):

www.mzv.sk/ministerstvo/slovenske_zastupitelstva-vsetky_zastupitelstva

Foreign Police Departments in Slovakia can be found here (in Slovak):

www.minv.sk/?ocp-1



Temporary residence of a foreigner who has the status of a Slovak living abroad (Prechodný pobyt pre Slovákov žijúcich v zahraničí)

WHAT

This temporary residence is granted to foreigners who demonstrably have a Slovak origin, meet the legal requirements and decide to apply for this type of stay granted for five years. This residence permit is the most common type of stay granted to third country nationals.

WHO

A third country national who “retains a national consciousness” and he or his ancestor in the direct line has Slovak nationality, and who also on the basis of above facts was granted the certificate of a Slovak living abroad (“certificate”, *Osvedčenie*) under Act on Slovaks Living Abroad:

www.slov-lex.sk/pravne-predpisy/SK/ZZ/2005/474/#paragraf-7

WHEN

30 days before arrival or after arrival in Slovakia. The Foreign Police Department will decide about your application within 30 days. If you were issued a certificate of a Slovak living abroad and you have already applied for temporary residence for this purpose, then you are entitled to stay in the Slovak territory until the decision on this application.



GOOD TO KNOW

Read more information (in Slovak) on the website of the “Office for Slovaks Living Abroad” (*Úrad pre Slovákov žijúcich v zahraničí*) at: www.uszz.sk/sk/

STEPS

STEP 1: First you need to apply for a certificate either to the Office for Slovaks living abroad or through the embassy of the Slovak Republic abroad. The application form can be downloaded here:

www.uszz.sk/data/2015/Ziadost-tlacivo-250915.pdf

You have to document in particular:

a) Slovak nationality: by an official document, which is in particular a birth certificate or a certificate of baptism, a certificate of nationality or a certificate of permanent residence if it contains a record of nationality under the law of the State where such a certificate was issued.

b) Integrity: by an extract from the criminal registry of your state not older than six months or a similar certificate issued by the competent authority of your country or in which you are a resident. An extract from the criminal registry or other document issued by the competent authorities of your State must be valid throughout the whole territory of that state

c) National awareness: by a declaration of results of your public activities demonstrating your national consciousness or by a written testimony of an expatriate organization operating at the place of your residence and, if not, by a written testimony of at least two Slovaks living abroad in the same country as you.

STEP 2: If you were granted the certificate described in step 1, you need to further apply at the Foreign Police Department in Slovakia for temporary residence and to provide the following documents:



-
- a) a valid passport and 2 colour photos of your face, size 3×3.5cm

 - b) a proof of the purpose of residence – the certificate, preferably within 60 days of the date of issue

 - c) a proof of good conduct issued in your country of origin if your certificate has more than 60 days,

 - d) a completed application form which can be downloaded here:

www.minv.sk/swift_data/source/policia/hranicna_a_cudzinecka_policia/ocp/ziaosti/pobyt/udelenie_prechodneho_pobytu_2016.pdf

WHERE

The Office for Slovaks Living Abroad. See for more information their website (in Slovak): www.uszz.sk/sk/

Slovak embassies abroad can be found here, according to your country of origin (in Slovak):

www.mzv.sk/ministerstvo/slovenske_zastupitelstva-vsetky_zastupitelstva

Address of a competent Foreign Police Department by the future place of your stay (in Slovak): www.minv.sk/?ocp-1

BRATISLAVA, SLOVAKIA

Ministry of Foreign and European
Affairs of the Slovak Republic
(Ministerstvo zahraničných vecí a
európskych záležitostí Slovenskej

T +421 (2) 59781111

E info@mzv.sk

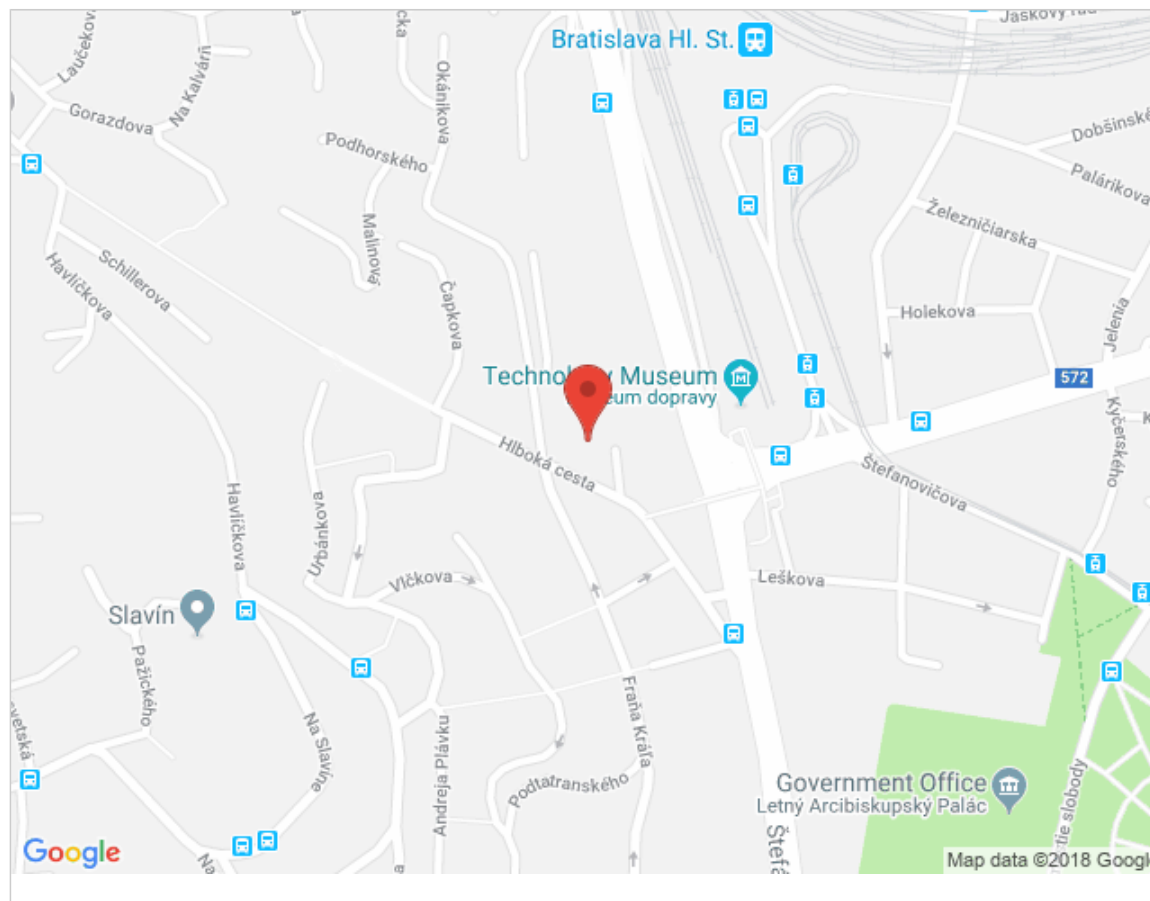


republiky)

www.mzv.sk

Hlboká cesta 2

833 36 Bratislava



Permanent residence for five years (Trvalý pobyt na 5 rokov)

WHAT

Permanent residence for five years is usually granted for the purpose of family reunification with a Slovak national.



WHO

You are eligible for this type of permit if you are a third country national family member in any of the following situations:

a) a spouse of the Slovak Republic citizen with permanent residence in Slovakia or a dependent relative in the direct line of the Slovak citizen with permanent residence Slovakia

b) a single child younger than 18 years entrusted into personal care (legal guardian) of a third country national who is a spouse of the Slovak citizen with permanent residence in Slovakia

c) a single child younger than 18 years of age of a third country national with permanent residence for five years or a child younger than 18 years of age entrusted into personal care of a third country national with permanent residence for five years in the country

d) a dependent child older than 18 years of age, who cannot take care of himself/herself due to long-term unfavourable health condition, of a third country national with permanent residence

e) if it is in the interest of the Slovak Republic.

HOW

You must submit the application for permanent residence for five years at the Slovak embassy accredited for your country of origin, or at the Foreign Police Department, if you already reside legally in Slovakia – always in person, your representation is not allowed. The application is submitted on an official form which can be downloaded at (in Slovak and English):

www.minv.sk/swift_data/source/policia/hranicna_a_cudzinecka_policia/ocp/ziaosti/pobyt/udelenie_prechodneho_pobytu_2016.pdf



With the application you must submit the following documents:

- 1) a valid travel document plus two 3 x 3.5 cm photos showing your current appearance, and documents not older than 90 days confirming:
- 2) your family relationship with the person you are applying for a family reunion (matrimonial or another relevant document)
- 3) integrity by your country's criminal registry if you have not provided it in the previous application,
- 4) financial coverage of stay,
- 5) the consent of another legal guardian when it comes to the child's stay (if applicable),
- 7) provision of accommodation during permanent residence for five years in one household with your family member.

If any required document is missing, your application will not be accepted.

You have to submit a proof of health and health insurance after your stay was granted. In case you forget to submit this proof, the Foreign Police department may cancel your residence permit.

WHEN

At least 3 months before you want to have the permit in hand. However, you can apply in the period of duration of previous residence. Until the decision about the residence application, the previous permit remains valid.

NOTE:

Before submitting the application:

If you apply for residence at the Slovak embassy, they will also conduct a personal interview with you for the purpose of assessing the application in a language that you understand. The interview will be transcribed and you will be asked to sign it. You can also ask for a copy.



After your residence has been granted:

Within 30 days from the date when residence has been granted you must submit to the Foreign Police Department in Slovakia a document confirming your health (that you do not suffer from a disease which threatens public health).

GOOD TO KNOW

Read the information relevant to your residence here (in various languages):

www.mic.iom.sk/en/residence/permanent-residence.html

WHERE

Addresses of the Slovak embassies abroad can be found here (in Slovak):

www.mzv.sk/ministerstvo/slovenske_zastupitelstva-vsetky_zastupitelstva

Addresses of all Foreign Police Departments in Slovakia can be found here:

www.minv.sk/?ocp-1



Permanent residence for an unlimited period of time (Trvalý pobyt na neobmedzený čas)

WHAT

In this case, it is an extension of the validity of permanent residence to 5 years, but it is possible to apply for it after 4 years of granted permanent residence for a limited time.

WHO

A third country national who has been granted permanent residence under paragraph 1.5a for at least four years, or who is under 18 years of age, a third country national residing permanently or a child under 18 years of age in the care of a third country national.

HOW

You can apply for permanent residence personally to the Foreign Police Department. The application is made on an official form that you can download here:

www.minv.sk/swift_data/source/policia/hranicna_a_cudzinecka_policia/ocp/ziados-ti/pobyt/udelenie_prechodneho_pobytu_2016.pdf

The application must be documented with:

- 1) a valid travel document and two photographs of 3 x 3.5 cm and documents not older than 90 days confirming:
- 2) a clean criminal record or Integrity by providing an extract from the criminal registry of your country of origin, if you have not documented it in previous proceedings to the police



-
- 3) financial means to cover costs related to your stay in Slovakia
 - 4) a proof of health insurance
 - 5) the consent of another legal guardian for the child's stay (if applicable)
 - 6) in certain cases demanded by the police, a proof of accommodation during permanent residence for five years
 - 7) Sometimes also a medical report is needed, confirming that you do not suffer from a disease that threatens public health within 30 days of the application.

WHEN

At least 3 months before you want to have a permit issued. While the police will decide on a new residence permit, the previous residence permit remains valid.

GOOD TO KNOW

For any further information, please read more on the official IOM website (in English):

www.mic.iom.sk/en/residence/permanent-residence/239-permanent-residence-for-an-unlimited-time-period.html

WHERE

Addresses of all Foreign Police Departments can be found here (in Slovak):

www.minv.sk/?ocp-1



Long-term residence (Dlhodobý pobyt)

WHAT

Long-term residence is granted to third country nationals for an indefinite period of time. It is derived from the EU law and the procedure is somewhat different than for permanent residence.

WHO

You can apply for long-term residence if you are a third country national who:

- a) resides legally and continuously in Slovakia for a period of five years prior to the submitting of the application,
 - b) has been cancelled long-term residence in another EU Member State in cases described by the law and you have applied again,
 - c) has five years of permanent residence in the territory of a Member State as a Blue Card holder and stays in the Slovak Republic as a Blue Card holder for at least two years prior to the filing of the application.
-

HOW

The residence application is submitted to the Foreign Police Department according to the place of your future stay. You can download the official form here:

www.minv.sk/swift_data/source/policia/hranicna_a_cudzinecka_policia/ocp/ziaosti/pobyt/obnovenie_prechodneho_pobytu_2013.pdf

The following documents must be added to the completed application form:

- 1) a valid passport and 2 photos of 3×3.5 cm, and documents not older than 90 days confirming:
- 2) a proof of stable and regular financial resources for you and your family members so that you do not become a burden on the system of assistance in



material need in the country,

3) provision of accommodation (obligatory only in some cases but the document is also necessary for the issuing of the so-called residence card,

4) health insurance.

WHEN

At any time depending on the situation, certainly before the expiry date of your previous residence. Granting a new residence permit will take 90 days.

GOOD TO KNOW

For more information, visit the official IOM website (in various languages):

<http://www.mic.iom.sk/en/residence/permanent-residence/240-long-term-residence.html>

WHERE

Address of the Foreign Police Department according to the future place of your stay can be found here (in Slovak): www.minv.sk/?ocp-1

Acquisition of the citizenship of the Slovak Republic by naturalization, upon application (Nadobudnutie štátneho občianstva naturalizáciou)

WHAT

Requirements to obtain Slovak citizenship:

1. Permanent residence in Slovakia for at least 8 consecutive years (there are



exceptions granted to for instance: marriage with the Slovak citizen after 5 years of residence; granted asylum for at least 4 years; continuous lawful temporary or tolerated residence for at least 10 years and already granted permanent residence; Slovak living abroad with residence at least 3 years; etc.)

2. Clean criminal record by providing an extract from the criminal registry of your country of origin,
3. No court decision of expulsion, not under criminal prosecution or extradition proceedings or proceedings of the administrative expulsion or proceedings of the asylum removal or proceedings of the European arrest warrant,
4. Ability to speak and write in Slovak and general knowledge on Slovakia are proven by undertaking an interview in front of a committee. The test consists of reading an article from randomly chosen newspaper, and by writing in Slovak what has been written in that article. Also simple questions related to general information about Slovakia and its political system can be asked.

Fulfilment of all obligations arising from the legal system of Slovakia (for example, the residence of foreign nationals, the employment of foreign nationals, taxes, health insurance, social security insurance, etc.)

WHO

You can apply for the citizenship of the Slovak Republic, if you are a foreign national and you fulfil all conditions mentioned above.

HOW

You can apply for Slovak citizenship by submitting the application (in person) addressed to the Ministry of Interior of the Slovak Republic together with all necessary documents.

WHEN

Ministry of Interior of the Slovak Republic will decide about your application within 24 months.



NOTE: There is no form of the application, you need to prepare your own and submit it in person. For any further advice, take a look at the website of IOM (in various languages):

www.mic.iom.sk/en/citizenship/ways-of-acquiring-slovak-citizenship.html

GOOD TO KNOW

All documents must be submitted in the Slovak language and/or authenticated (by Apostille or superlegalization) and translated into the Slovak language by an official translator. An administrative fee is paid after obtaining the citizenship of the country (person over 18 years € 700, there are exceptions and in special cases you may be exempt from the administrative fee, for instance, when you were granted the refugee status).

WHERE

The application must be submitted either at the district authority at the regional seat (8 offices in Slovakia) or at a diplomatic mission or consular office of Slovakia abroad.



Acquisition of Slovak citizenship by birth

WHAT

Child will acquire the citizenship of the Slovak Republic by birth if:

1. One of the child's parents is a Slovak citizen, or
 2. Child is born in the territory of Slovakia and both parents are stateless persons, or
 3. Child is born Slovakia, his/her parents are foreign nationals and the child does not acquire the citizenship of either parent.
-

WHO

Child of a Slovak citizen or child born in the Slovak Republic (in specific cases).

HOW

At the moment of birth under the circumstances mentioned above, a child acquires the citizenship of Slovakia.

WHEN

After birth, the birth certificate is issued.

GOOD TO KNOW

To prove your Slovak citizenship or the Slovak citizenship of your child acquired by birth you need to apply for issuance of a Certificate of Slovak citizenship. Certificate of Slovak citizenship will allow you to request the entry into the Special



Registry and the issuance of the Slovak birth certificate and/or passport of the Slovak Republic.



Acquisition of Slovak citizenship in a discretionary procedure

WHO

Foreigner who has significantly contributed to the benefit of Slovakia in the economic, scientific, technical, cultural, social or sport areas.

HOW

An applicant is exempt from the condition of residence (8 years of permanent residence) and also from the language test including the knowledge of history. Above exceptions must be justified by the state authority concerned under Article 8a(3), last sentence.

Evidence by:

- 1) certificate from tax and customs authorities and municipality on payment of taxes and fees,
- 2) extract from the commercial register or extract from the trade register,
- 3) employer confirmation of employment and copy of the employment contract,
- 4) certificate issued by health insurance company operating in Slovakia about the payments of the premium for public health insurance (*confirmation that the applicant does not have unpaid premium*) and the duration of the insurance,
- (5) employer certificate on payment of income tax and on payment of insurance premiums to public health insurance, social insurance and old-age benefit insurance,



6) confirmation of studies,

7) certificate on receipt of old-age benefits,

8) confirmation of job seeker registration,

9) certificate on a source of income sufficient to finance the stay of the applicant and their relatives in the territory of Slovakia if he or she is voluntarily unemployed.

GOOD TO KNOW

The fee is paid only once application has been successful.

WHERE

Application can be submitted in Slovakia at a District office in the seat of the Region (8 offices) or abroad at a Consular office/Diplomatic mission of the Slovak Republic. Also, the Ministry of Interior is competent to assess the application for the citizenship of Slovakia under Article 7(2)b) of the Act on Slovak Citizenship (Act No. 40/1993) and submits it directly to the Minister of Interior of the Slovak Republic, who decides on it in accordance with the conditions stated in this Act.



Acquisition of Slovak citizenship by adoption

WHAT

Child who is a foreign national adopted by parent or parents who is/are Slovak citizen/s acquires Slovak citizenship by adoption.

WHO

Child adopted by a Slovak citizen or Slovak citizens.

HOW

At the moment of adoption under the circumstances mentioned above, a child acquires the citizenship of the Slovak Republic.

GOOD TO KNOW

To prove your Slovak citizenship or the Slovak citizenship of your child acquired by adoption you need to apply for issuance of the Certificate of Slovak citizenship. Certificate of Slovak citizenship will allow you to request the entry into the Special Registry and the issuance of the Slovak birth certificate and/or passport of the Slovak Republic.

Undocumented migrant worker



WHAT

An undocumented migrant worker can be a person working without a work contract but with a valid residence permit, or a person working without a contract and without a valid residence permit. Sometimes even situations when person works in a different workplace can be considered undocumented work.

HOW

If you're working without a contract but you have a residence permit, please check if your residence permit allows you to work (for instance permanent residence). If it does, you can file a complaint against your company to National Labour Inspectorate. If you aren't allowed to work according to your residence permit, you can seek legal advice. There are several non-governmental organisations providing legal support and counselling to immigrants. If you are working without a residence permit, the foreign police may fine and expulse you.

WHEN

After consultation with a lawyer at the NGO or IOM, visit the Foreign Police Department when your application and documents are prepared.

NOTE: If you are found living and working in Slovakia without permits to stay and work, the police department can expulse you and ban you from entering the Schengen area.

GOOD TO KNOW

It is possible to obtain tolerated residence on humanitarian grounds if you are found working under conditions of exploitation.



WHERE

Addresses of the local Labour Inspectorates can be found here (in Slovak):

www.safework.gov.sk/?id_fi=kontakty&ins=nip



Irregular residence (Neoprávnený pobyt)

WHAT

If you have found yourself for whatever reason in a situation that you are staying in Slovakia without a valid visa or residence permit, and you may not or do not want to return to your country of origin, there are not so many possibilities. However, it is very important to deal with the situation as soon as possible and not to wait.

WHO

You can “legalize” your stay in the following cases:

- in case there is an obstacle to your administrative expulsion because of serious danger you may face in the country of your origin (Art. 81 of Act on Residence of Foreigners)
 - if your return is impossible and your detention is inefficient (for instance, if you lost your passport and you are waiting for a new one)
 - if you are an unaccompanied minor in Slovakia
 - if it is required to respect your personal and family life (due to international law) and if at the same time you do not represent a threat to State safety or public order. Then, a permit can be only granted to you as a spouse of a foreigner or a Slovak citizen if you do not possess a valid travel document and you are able to demonstrate your identity in another trustworthy way
 - if you are at least 18 years old and you are a victim of human trafficking
 - in some cases also if you were illegally employed under particularly exploitative working conditions and your presence in Slovakia is necessary for the purpose of criminal proceedings.
-

HOW

First, try to consult your case to a lawyer specialised in immigration issues, for instance at the Human Rights League or IOM International Organization for



Migration. Do not wait, solve your situation immediately and be prepared for certain troubles. Apply for a residence permit suitable for your situation at the Foreign Police Department or apply for voluntary return managed by IOM.

WHEN

As an irregular immigrant you can be subject to fines, apprehension by police, deportation and possible ban on future entry into the EU. For this reason it is better to try to solve your situation as soon as possible.

WHERE

According to the situation, visit a respective NGO or IOM and then a local Foreign Police Department when your application is prepared.

ID CARD (občiansky preukaz)

WHAT

In Slovakia everyone is obliged to wear a kind of identity document and show it to the police officer under certain conditions. For Slovaks “*Občiansky preukaz*” is issued. In case you have just become a Slovak citizen, you will have to apply for an ID card at the local police department.

WHERE

Relevant Police department can be found here (in Slovak):

www.minv.sk/?strankove-dni-a-hodiny-na-pracoviskach





PASSPORT/TRAVEL DOCUMENT (cestovný pas)

WHAT

With a passport, you prove your identity and citizenship and you can also travel abroad.

WHERE

Your country of origin usually issues everyone a passport on request. In certain situations you can apply for a passport or renewal of its validity from abroad, at the nearest embassy of your country.



ALIEN'S PASSPORT (cudzinecký pas)

WHAT

An alien's passport is a document which enables a third country national to leave the country or to return here. According to the Act on Residence of Foreigners, you can be issued a provisional passport if you do not possess any kind of identity document in Slovakia but you live here temporarily, as a subsidiary protection holder, foreigners with tolerated residence, or in certain cases to a foreigner with permanent residence.

WHERE

Address of the Foreign Police Department according to the place of your stay can be found here (in Slovak): www.minv.sk/?ocp-1

BRATISLAVA, SLOVAKIA

Ministry of Interior of the Slovak
Republic (Ministerstvo vnútra
Slovenskej republiky)
Pribinova 2
812 72 Bratislava





RESIDENCE CARD (pobytová karta)

WHAT

When you are granted a temporary or permanent residence a residence card is issued automatically. It is also issued to EU nationals and their family members who already have the right to stay in Slovakia.

WHERE

Address of the Foreign Police Department according to the place of your stay can be found here (in Slovak): www.minv.sk/?ocp-1

BRATISLAVA, SLOVAKIA

Ministry of Interior of the Slovak
Republic (Ministerstvo vnútra
Slovenskej republiky)
Pribinova 2
812 72 Bratislava





DRIVING LICENSE (vodičské oprávnenie, or vodičský preukaz)

WHAT

If you already have a driving license issued by your country of origin, you must exchange your non-EU driving licence after you have been granted residence in Slovakia.

WHERE

At local police department. For more information on how to obtain a Slovak driving license see (in Slovak):

http://europa.eu/youreurope/citizens/vehicles/driving-licence/driving-licence-recognition-validity/slovakia/index_en.htm



HEALTH INSURANCE CARD (kartička poistenca)

WHAT

If you have a mandatory health insurance in Slovakia, your health insurance company issues you a health insurance card combined with the European health insurance card.

WHERE

Your health insurance company, either Union, Všeobecná zdravotná poisťovňa or Dôvera.

BIRTH CERTIFICATE (rodný list)

WHAT

The birth certificate is a public document issued by the Registry office (*Matrika*) at the birth of the child. It includes data such as the date of birth, place of birth, name and surname of the child, details of father and mother of the child. The birth certificate is issued by the registry office, in the territory of which the child was born.

WHERE

The birth certificate of the child can be issued by the Registry Office of the city or municipal office at the place of birth of the child. In most cases, it is the relevant registry, which includes the hospital where the child was born. For more



information about the topic, read (in Slovak):

www.slovensko.sk/sk/zivotne-situacie/zivotna-situacia/_rodny-list



MARRIAGE CERTIFICATE (Sobášny list)

WHAT

The marriage of a foreigner in the territory of Slovakia is completed with the enrolment in the Registry office. Birth, marriage and death of citizens of the Slovak Republic, which occurred outside Slovakia, in:

- the territory of a foreign state,
- a representative office of Slovakia in a foreign state
- a ship or an aircraft outside the country,
- a non-state territory,

is entered into the Special Registry (*Osobitná matrika*).

WHERE

Registries (*Matriky*):

www.slovensko.sk/sk/institucie/_adede90f-56db-4462-b845-659801dcd654

Special Registry (*Osobitná matrika*) (in Slovak): www.minv.sk/?osobitna-matrika

The application for registration is filed at:

- the embassy of the Slovak Republic abroad
- the registry office in whose territorial jurisdiction the citizen has permanent residence
- the registry office in whose territorial jurisdiction the citizen was last resident
or
- any registry office if the citizen did not have permanent residence in Slovakia.



DEATH CERTIFICATE (úmrtný list)

WHAT

Entry into the “Book of death” is made by a competent registry office which issues a death certificate upon submission of all prescribed documents (ask the registry office at the place of your stay for instructions).

WHERE

Registries (*Matriky*) can be found here (in Slovak):

www.slovensko.sk/sk/institucie/_adede90f-56db-4462-b845-659801dcd654



EXTRACT FROM CRIMINAL REGISTRY OF THE OFFICE OF SLOVAK PROSECUTOR GENERAL (výpis z registra trestov)

WHAT

An extract from the criminal registry is a public document issued by the Prosecutor General's Office, which demonstrates whether the natural person was or was not legally convicted in Slovakia. For example, you may need an extract from the criminal record for a new job, or for a processing of certain documents or permits.

WHERE

You can apply for a Slovak extract from the criminal registry in person:

- a) To the General Prosecutor's Office (only for criminal registers of the General Prosecutor's Office of the Slovak Republic, at Kvetná 13, Bratislava),

- b) At the local registry offices that run the registry (*Matrika*) according to the place of your stay,

- c) At the Slovak Post Office (IOMO) – search for an IOMO branch,

- d) If you are abroad, the application can be submitted at the embassy of Slovakia.

The electronic application can be submitted via:

<https://esluzby.genpro.gov.sk/ziadost-vo-rt>



POWER OF ATTORNEY (plnomocenstvo, plná moc)

WHAT

Power of attorney (POA), is a written authorization, a document proving that a representation agreement has been concluded between the principle and agent (authorized representative).

WHERE

Please, ask a lawyer or a notary for advice if you want to conclude POA and to be represented in any legal actions. An attorney office (*advokátska kancelária*) and a notary office (*notár*) are available in every town in Slovakia.

No special verification needed (bez d'alšieho overenia)

WHAT

In certain rare cases, no separate verification is needed if the international bilateral treaty provides an exemption for documents issued in another state to be used also in an administrative procedure.

WHERE

It is advisable to double check with the officers who are going to implement this



treaty in your case. Usually also list of countries including requirement to certain verification procedure is available at the premises of the Foreign Police Department.

<https://www.minv.sk/?the-units-of-foreign-police-of-the-police-force>

BRATISLAVA, SLOVAKIA

Ministry of Interior of the Slovak
Republic (Ministerstvo vnútra
Slovenskej republiky)
Pribinova 2
812 72 Bratislava







Superlegalization (superlegalizácia, vyššie overenie listín)

WHAT

Superlegalization is the highest form of an official authentication of documents. It is a verification of document authenticity if such a document is to be used before the authorities of a foreign State when the state is not a party to the so-called “Hague Convention, or Convention on Apostille”. If you want to submit a document issued abroad to any Slovak state authority, you must first fully verify it (unless an international agreement specifies the exception) either by a) attaching an Apostille clause described in a previous paragraph, or by b) Superlegalization. Superlegalization is complicated – it consists of at least two/three steps, when the document is at first verified by

1) the competent authority of the issuing State (usually the Ministry of Foreign Affairs or the Ministry of Justice), and secondly by

2) the embassy of Slovakia accredited for that state. Documents issued by competent foreign embassies (accredited for Slovakia) are additionally superlegalized by the

3) Consular Section of the Ministry of Foreign Affairs and European Affairs in Bratislava.

WHERE

Consular department, Ministry of Foreign and European Affairs of the Slovak Republic – Document Verification Office (*Pracovisko overovania dokladov*), located at Pražská 7, Bratislava, tel: +421 2 5978 5978, official website (in Slovak): www.mzv.sk



BRATISLAVA, SLOVAKIA

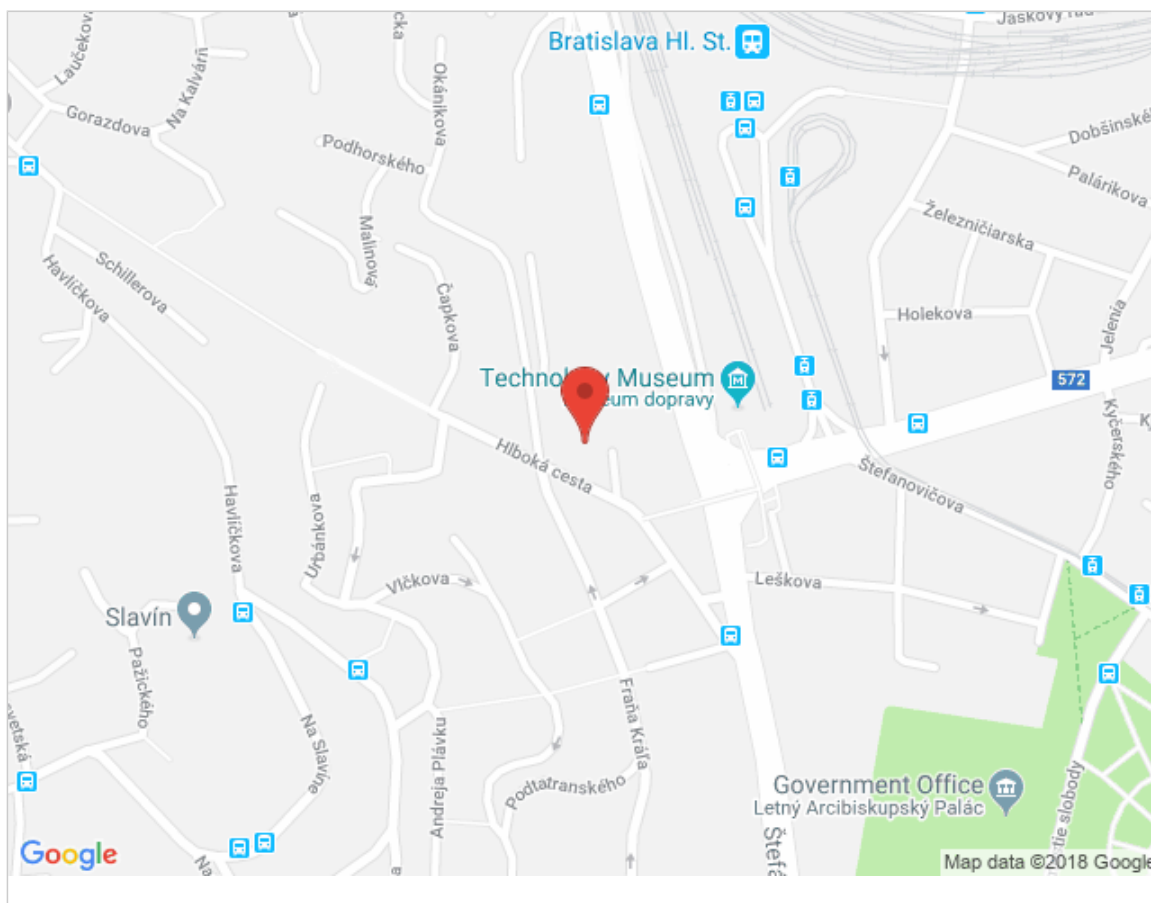
Ministry of Foreign and European
Affairs of the Slovak Republic
(Ministerstvo zahraničných vecí a
európskych záležitostí Slovenskej
republiky)

Hlboká cesta 2
833 36 Bratislava

T +421 (2) 59781111

E info@mzv.sk

www.mzv.sk





Apostille (Apostilačná doložka)

WHAT

Apostille is a simplified form of authentication of documents issued by countries that have ratified Convention Abolishing the Requirement of Legalisation for Foreign Public Documents (Hague convention). If you submit a foreign document to Slovak authorities, and the document was issued in the country which is not a party of above convention, it needs superlegalization described below.

WHERE

For more information on Apostille and competent authorities, read (in English):
www.hcch.net

You can also ask at the Consular department, Ministry of Foreign and European Affairs – its Document Verification Office (*Pracovisko overovania dokladov*) located at Pražská 7, Bratislava, tel: +421 2 5978 5978, official website (in Slovak):
www.mzv.sk

Judicial translations (Úradný preklad)

WHAT

All documents submitted to the Slovak authorities must be translated into Slovak by judicial translators.



WHO

Anyone can contact a court (judicial) translator, the speed of the translation and its price depends on an agreement with a particular translator.

HOW

On the list of court translators inserted below, choose a language to or from which you need to translate the document. After selecting the language, all judicial translators for the given language will appear along with their addresses and contacts

WHEN

The price depends on the individual translation, length of a document, selected language, as well as how quickly you need to have a document translated.

NOTE: The documents issued in the Czech language do not need to be translated into the Slovak language. Similarly, if there is no judicial translator for a particular language available in the list of experts, interpreters and translators enrolled by the Ministry of Justice, the document can be translated into the Czech language.

GOOD TO KNOW

There are usually two different types of translation for every language – judicial translation and regular translation. If you need your documents for a public authority, always judicial translation is needed.

WHERE

Here you can find a list of all judicial translators (in Slovak) by the language they work in. On the left side, click the word “tlmočníci”: <http://jaspi.justice.gov.sk/>



Registration of temporary address (see section 1.4 on temporary residence)

WHAT

A term “temporary residence” has two different meanings depending if it applies to a Slovak citizen or a foreigner with permitted stay in the Slovak Republic. For a Slovak citizen, temporary residence means staying outside permanent residence where the citizen is temporarily living if it lasts more than 90 days. Citizens have the right to report the place of their residence and expected duration of temporary stay in such a place. As a foreigner you must first apply for a temporary residence permit in the territory of Slovakia and the Foreign Police either grants you residence or rejects the application. Upon decision granting a temporary residence permit, you will be issued a residence card stating the address of your stay in Slovakia. The address on the residence card must always be topical, and if you move, you must report a change of address within five working days or notify the Foreign Police Department that you will stay away from the place of your residence for more than 30 days.

WHO

You can be granted temporary residence only after all conditions have been met and all documents have been submitted, and you will always have the obligation to report the place of your stay to the Foreign Police Department. You can only be granted permanent or temporary residence for stay in Slovakia, never both at the same time.

HOW

If you are a foreigner and you need to change the address on your residence card, you need to submit an application for a new residence card to the competent Foreign Police Department with the new tenancy agreement (signatures on the



contract must all be notarized) or confirmation signed by the flat owner, and also the deed of property (*List vlastníctva*) must be provided.

WHEN

If you are a foreigner, you can apply during the official hours of the relevant Foreign Police Department.

GOOD TO KNOW

Administrative fee for a new residence document is € 4.50.

WHERE

Addresses of all Foreign Police Departments are available here, choose one according to the place of your stay (in Slovak): www.minv.sk/?ocp-1



Registration of permanent residence

WHAT

A term “permanent residence” is applied differently to Slovak citizens and to foreigners with permitted stay in the Slovak Republic. For the Slovak citizen, permanent residence is usually the place of his/her permanent living in Slovakia. As a foreigner you must first apply for permanent residence in Slovakia and the Foreign Police Department either grants residence or rejects the application. After permanent residence has been approved, you will be issued a residence card stating the address of your stay in Slovakia. The address on the residence card must always be topical, and if you move, you are obliged to report a change of address within five working days, or notify the Foreign Police Department that you will stay away from such a place for more than 30 days.

WHO

You can be granted permanent residence only after all conditions have been met and the documents have been presented. In Slovakia, you can only be granted one type of residence, either permanent or temporary residence, never both at the same time.

HOW

If you are a foreigner and you need to change the address on your residence card, you need to submit an application for a new residence document to the competent Foreign Police Department with the new tenancy agreement (signatures on the contract must be all notarized).



WHEN

You can apply during the official hours of the relevant Foreign Police Department, if you are a foreigner. Please see the link above.

NOTE: If you want to leave Slovakia for a period exceeding 180 days, it is important to notify the Police in writing, otherwise you risk that they cancel your stay.

GOOD TO KNOW

Administrative fee for a new residence document is € 4.50.

WHERE

Addresses of the Foreign Police Departments can be found here (in Slovak):
www.minv.sk/?ocp-1

The Migration Information Centre (MIC) of IOM International Organization for Migration

WHAT

Since 2006, IOM has been running the Migration Information Centre which provides free legal, social and work counseling to migrants and their families in the key areas of life in Slovakia, such as residence, family, employment, entrepreneurship and citizenship. The MIC organises open Slovak language courses and also offers clients retraining courses. It offers its services in Bratislava and Košice.



WHERE

The Migration Information Centre, located at Grösslingová 35, 811 09 Bratislava,
tel: +421 2 5263 0023, help line 0850 211 478, email: mic@iom.int, website (in
various languages): www.mic.iom.sk



The Human Rights League, HRL (Liga za ľudské práva)

WHAT

The Human Rights League provides free legal counseling to foreigners including asylum seekers since 2005. Their Legal Counseling Centre for Residence, Citizenship and Unaccompanied Minors and the Online Counseling Centre are aimed at providing free legal assistance and counseling to migrants residing legally in the territory of Slovakia. HRL offers services in Bratislava and Košice.

WHERE

Liga za ľudské práva, located at Štúrova 3, 811 02 Bratislava or in Košice, at Hlavná 62, tel: + 421 2 5443 5437, email: hr@hrl.sk, website (in Slovak): www.hrl.sk

BRATISLAVA, SLOVAKIA

Human Rights League Bratislava (Liga
za ľudské práva Bratislava)
Štúrova 3
811 03 Bratislava

T +421 (02) 5443 5437

E hr@hrl.sk

www.hrl.sk



KOŠICE, SLOVAKIA

Human Rights League Košice (Liga za ľudské práva Košice)
Hlavná 68
04001 Košice

T +421 (0) 918 366 968

E messova@hrl.sk

www.hrl.sk



Airport transit VISA (VISA A)

WHAT

An airport transit visa (visa A) allows you to pass through the international transit areas of airports in EU Member States, but does not allow you to enter Slovakia. Visa allows you travelling from one third country to another third country through an international transit area of one or more airports in the Schengen Area Member States. You can normally stay in the international transit area at the airport without a visa while waiting for a connecting flight. However, some nationalities are required to have a valid visa, even if they do not leave the international transit area. Once you enter Schengen area, be careful, you must not exceed the length of stay permitted by the visa.

More information on visa is (in English): www.mzv.sk/web/en/consular_info



HOW

You should apply for a visa as soon as possible, but not sooner than 3 months before your planned trip. Deadline for issuing the visa is 15 days from the receipt of the request. For some countries it is 10 days. Application is available at (in 5 languages):

www.mzv.sk/cestovanie_a_konzularne_info/cestovne_doklady_a_viza-viza_pre_cudzincov_na_vstup_do_slovenskej_republiky

You cannot obtain a Visa A at the border.

WHERE

Information on the Slovak embassies or consulates accredited for the country of your origin is available at (in Slovak):

www.mzv.sk/ministerstvo/slovenske_zastupitelstva-vsetky_zastupitelstva

BRATISLAVA, SLOVAKIA

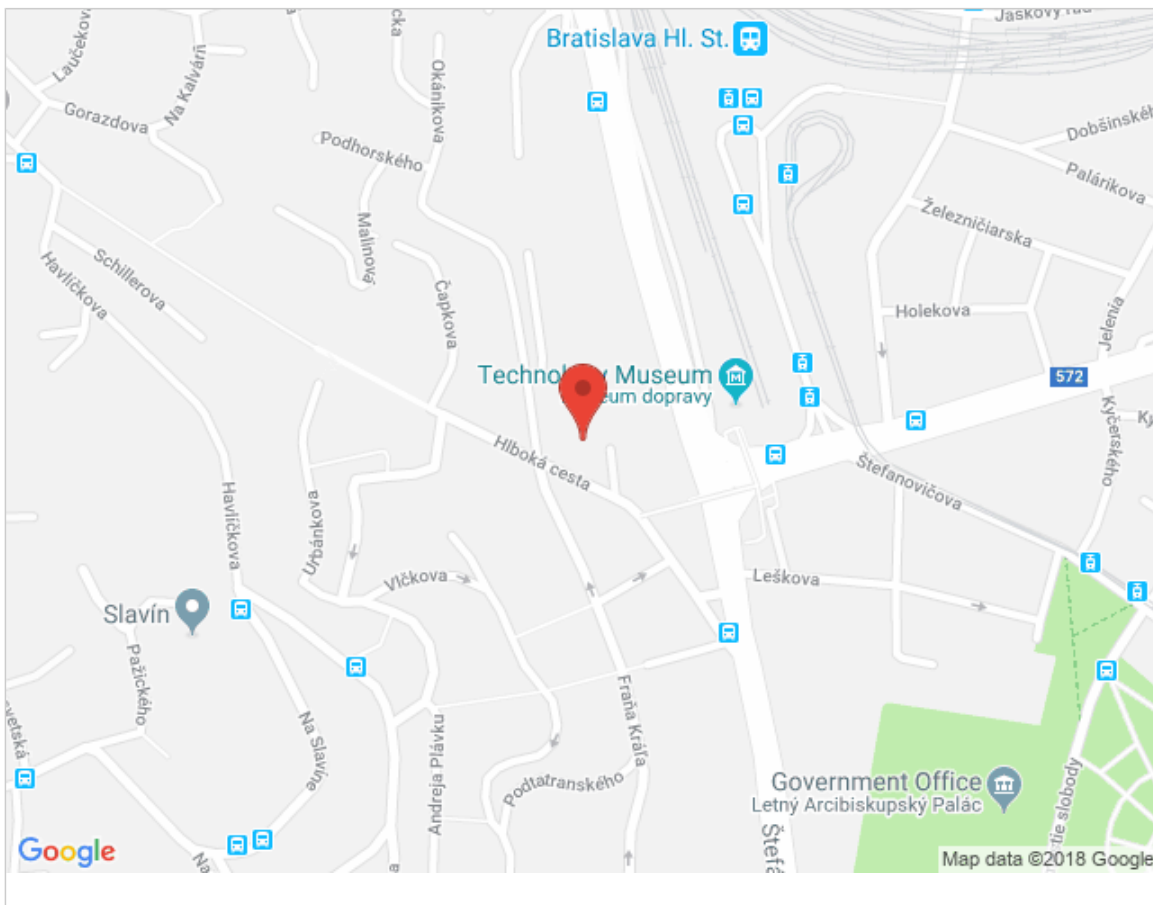
Ministry of Foreign and European
Affairs of the Slovak Republic
(Ministerstvo zahraničných vecí a
európskych záležitostí Slovenskej
republiky)

Hlboká cesta 2
833 36 Bratislava

T +421 (2) 59781111

E info@mzv.sk

www.mzv.sk





Schengen tourist Visa (VISA C)

WHAT

Short term visa allows you to enter and stay in Slovakia for a maximum of 90 days within a six-month period subsequent to the date of the first entry. With this visa you can enter and stay for a limited period of time in any other Schengen Member State but please bear in mind that most of the time must be spent in the state that issued Visa, otherwise your visa can be cancelled by the police. Also once you enter Schengen area, be careful, you must not exceed the length of stay permitted by the visa.

More information on visa (in English): www.mzv.sk/web/en/consular_info

HOW

Firstly, check your passport – it must be valid for at least three months longer than the expected validity of the visa. Secondly, you have to submit your application to the consulate or embassy of that EU country where you will be entering first or residing most days of the trip. Before you do so, find and contact directly a territorially competent Slovak embassy/or consulate general for more information. You should apply for a visa as soon as possible, but not sooner than 3 months before your planned trip. Deadline for issuing the visa is 15 days from the receipt of the request. For some countries it is 10 days. This visa may be issued for one or several entries (single entry and multiple entry visas).

When you apply, you need to provide documents depending on the purpose of your stay. Likewise, you cannot obtain a Visa C at the border. Application is available at (in 5 languages):

www.mzv.sk/cestovanie_a_konzularne_info/cestovne_doklady_a_viza-viza_pre_c_udzincov_na_vstup_do_slovenskej_republiky



WHERE

Information on the Slovak embassies or consulates is available here (in Slovak):

www.mzv.sk/ministerstvo/slovenske_zastupitelstva-vsetky_zastupitelstva

BRATISLAVA, SLOVAKIA

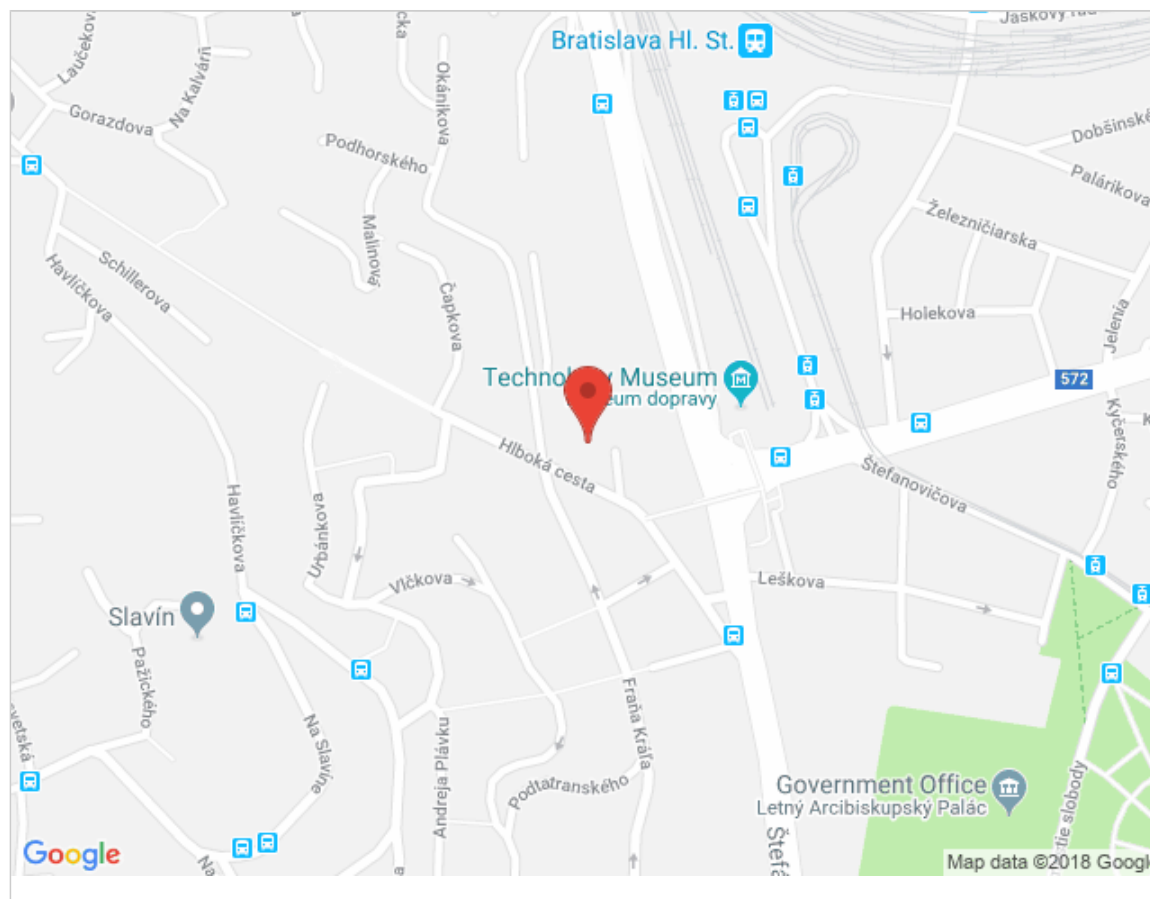
Ministry of Foreign and European
Affairs of the Slovak Republic
(Ministerstvo zahraničných vecí a
európskych záležitostí Slovenskej
republiky)

Hlboká cesta 2
833 36 Bratislava

T +421 (2) 59781111

E info@mzv.sk

www.mzv.sk







National Long-stay Visa D (VISA D)

WHAT

National long stay visa may be issued for 3-12 months. If you were granted residence permit in Slovakia, it will be issued for maximum 90 days, or it can be issued in order to comply with obligations arising from international agreements and if it is for the benefit of Slovakia. Documents that you submit depend on the purpose of your visa.

More information on visa (in English): www.mzv.sk/web/en/consular_info

HOW

Firstly, check your passport – it must be valid for at least three months longer than the expected validity of the visa. Secondly, you have to submit your application for a national visa to the consulate or embassy of the Slovak Republic accredited for the country of your origin (or for a country that issued your passport).

Application is available at (in 5 languages):

www.mzv.sk/cestovanie_a_konzularne_info/cestovne_doklady_a_viza-viza_pre_cudzincov_na_vstup_do_slovenskej_republiky

It is allowed for long-term visa holders to travel to other Member States (beyond the borders of the State that issued the visa), however this stay cannot exceed 90 days in any six-month period.

WHERE



Information on the Slovak embassies or consulates is available here (in Slovak):

www.mzv.sk/ministerstvo/slovenske_zastupitelstva-vsetky_zastupitelstva

BRATISLAVA, SLOVAKIA

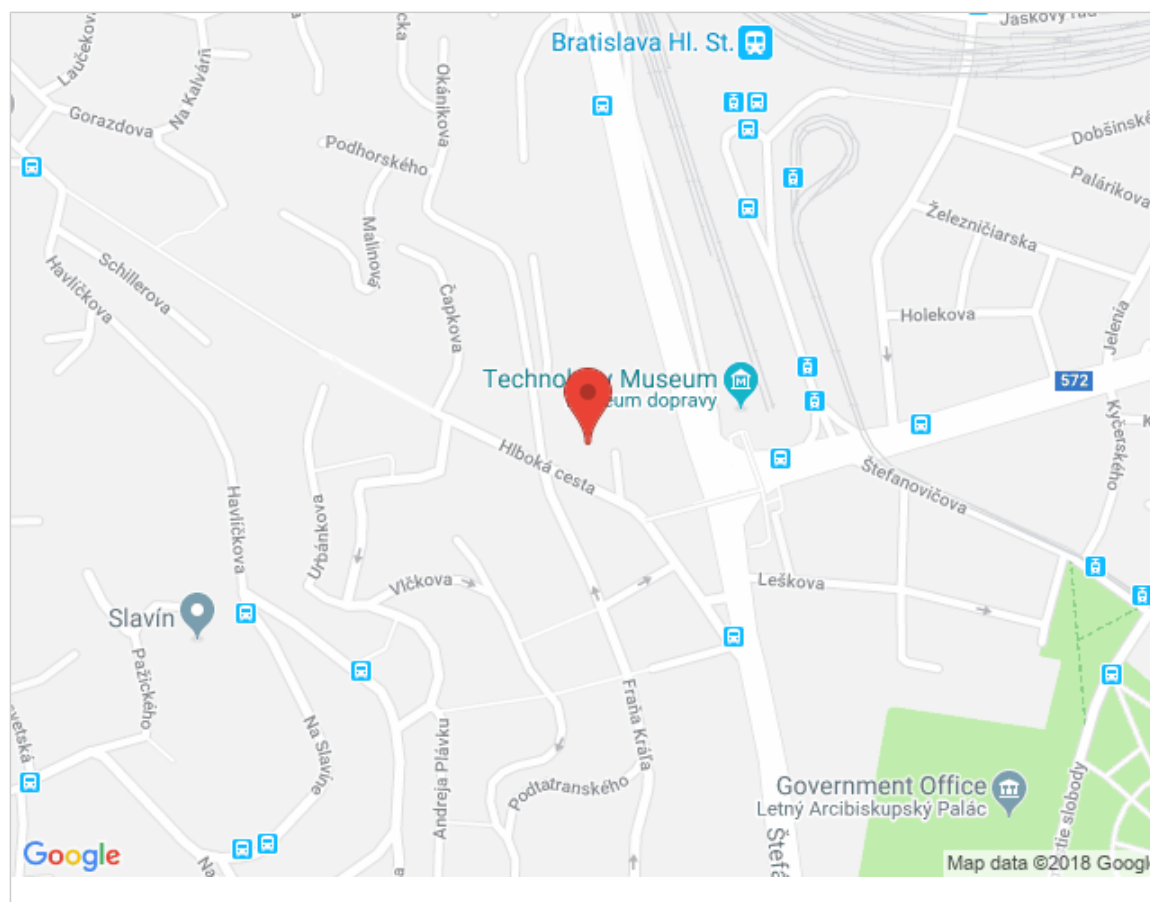
Ministry of Foreign and European
Affairs of the Slovak Republic
(Ministerstvo zahraničných vecí a
európskych záležitostí Slovenskej
republiky)

Hlboká cesta 2
833 36 Bratislava

T +421 (2) 59781111

E info@mzv.sk

www.mzv.sk





Visa with limited territorial validity

WHAT

This visa is valid for the territory of the Schengen Member State which issued the visa. Exceptionally, it may be valid in the territories of several Schengen Member States, if each of these States agrees. Once you enter the Schengen area, be careful, you must not exceed the length of stay permitted by the visa.

HOW

The so-called LTV visa is issued exceptionally on humanitarian grounds, for reasons of national interest or because of international obligations.

Application is available at (in 5 languages)

www.mzv.sk/cestovanie_a_konzularne_info/cestovne_doklady_a_viza-viza_pre_cudzincov_na_vstup_do_slovenskej_republiky

WHERE

Information on the Slovak embassies or consulates is available here (in Slovak):

www.mzv.sk/ministerstvo/slovenske_zastupitelstva-vsetky_zastupitelstva



BRATISLAVA, SLOVAKIA

Ministry of Foreign and European
Affairs of the Slovak Republic
(Ministerstvo zahraničných vecí a
európskych záležitostí Slovenskej
republiky)

Hlboká cesta 2
833 36 Bratislava

T +421 (2) 59781111

E info@mzv.sk

www.mzv.sk

